

DeviceNet Micro-Style Connectors

CM02B Series(Overmolded Cable Assembly) DDK Ltd.

Conforming Standard

DeviceNet

Waterproof

IP 67


Lock Type

Threaded Coupling

◆ OUTLINE

CM02B series is a overmolded cable assembly which is in accordance with DeviceNet Micro-style, an official standard of ODVA(Open DeviceNet Vendor Association, Inc.).The connectors are provided with a premating contact which is a first make-last break contact to protect the circuit.

When mated, the premating contact is connected first before the other contacts and is detached last when dismated. CM02B series will be supplied by the style of the cable assemblies in order for you to eliminate the termination job. The cable assemblies for power are also available from our product line.

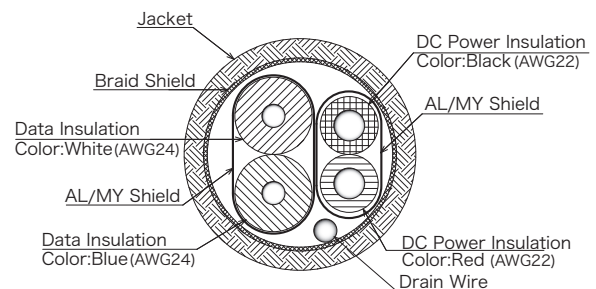


◆ FEATURES

- Intermateable with CM02B series
- Rated for IP67 for environments
- Solder termination style

◆ SPECIFICATIONS

Rated Current	3A/Contact
Rated Voltage	125V DC
Dielectric Withstanding Voltage	1,500V AC(r.m.s.) for 1 minute
Insulation Resistance	100 M.Ω Min. at 500V DC
Operating Temperature Range	-20°C to +70°C
Waterproof	IP67 when mated
Pin Contact Size	φ 1.0 mm
No. of Contacts	5



DeviceNet Thick Cable

◆ MATERIAL/FINISH

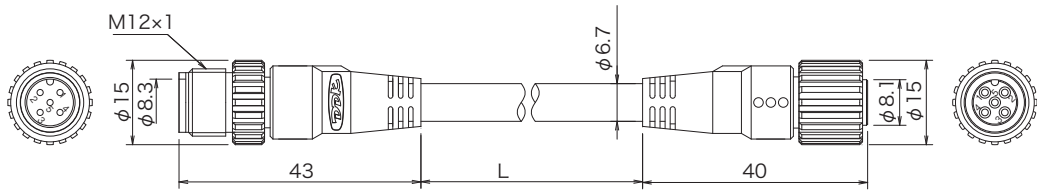


Item	Plug	Jack
Contact	Copper Alloy / Gold Plating	Copper Alloy / Gold Plating
Insulator	Synthetic Resin(UL94V-0) / Gray	Synthetic Resin(UL94V-0) / Gray
Coupling Ring	Zinc Alloy / Nickel Plating	Zinc Alloy / Nickel Plating
O Ring	Synthetic Rubber / Black	
Overmolding Resin	Plastic(UL94V-0) / Black	Plastic(UL94V-0) / Black

© Specifications and/or dimensions in this catalog are subject to change without notice. © Your checking the latest specifications with our drawings would be highly appreciated.

▶ Double-Ended Cable Assemblies

- A plug connector with socket contacts and a jack connector with pin contacts



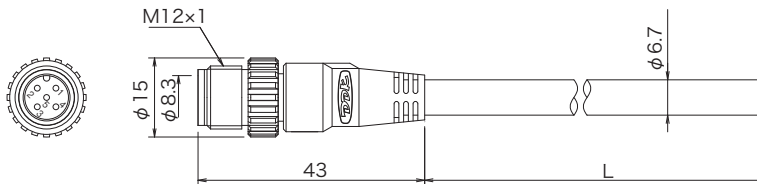
L	P / N
1,000	CM02BA-8DP5S-010
2,000	CM02BA-8DP5S-020
3,000	CM02BA-8DP5S-030
5,000	CM02BA-8DP5S-050
10,000	CM02BA-8DP5S-100

Wiring

Number of Contacts	Cable Color	Signal
1	—	DRAIN
2	Red	V +
3	Black	V -
4	White	CAN _ H
5	Blue	CAN _ L

▶ Jack Single-Ended Cable Assemblies

- Jack connector with pin contacts



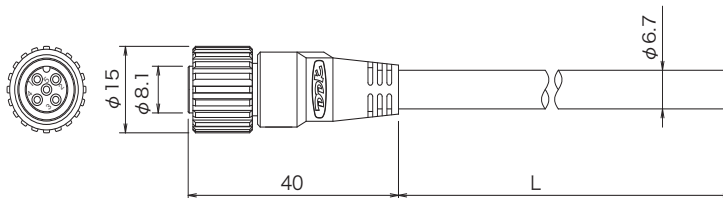
L	P / N
1,000	CM02B-8DJ5P-010
2,000	CM02B-8DJ5P-020
3,000	CM02B-8DJ5P-030
5,000	CM02B-8DJ5P-050
10,000	CM02B-8DJ5P-100

Wiring

Number of Contacts	Cable Color	Signal
1	—	DRAIN
2	Red	V +
3	Black	V -
4	White	CAN _ H
5	Blue	CAN _ L

▶ Plug Single-Ended Cable Assemblies

- Plug connector with socket contacts



L	P / N
1,000	CM02B-8DP5S-010
2,000	CM02B-8DP5S-020
3,000	CM02B-8DP5S-030
5,000	CM02B-8DP5S-050
10,000	CM02B-8DP5S-100

Wiring

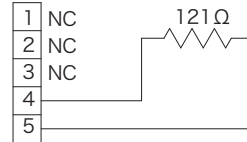
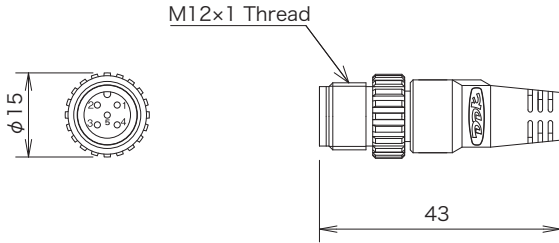
Number of Contacts	Cable Color	Signal
1	—	DRAIN
2	Red	V +
3	Black	V -
4	White	CAN _ H
5	Blue	CAN _ L

▶ Terminating Resistor

- Terminated between No. 4 and No. 5 with resistor, 121 ohm, 1/4 watt.

Jack with pin contacts

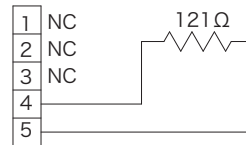
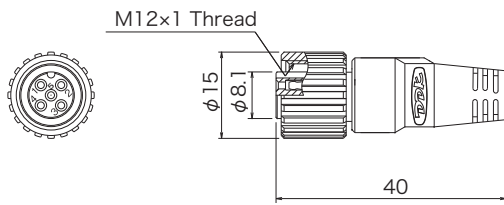
P/N : CM02B-8DER5P



Wiring Diagram

Plug with socket contacts

P/N : CM02B-8DER5S



Wiring Diagram