

IPC-622

6U 20-Slot Rack-mount Short Depth Chassis with Redundant Power Supply



Features


- 6U rackmount chassis supports PICMG 1.0/1.3 20 slots backplane
- Supports Mini-redundant power supply up to 750W
- LED indicators and audible alarm notification for system fault detection
- Four 9 cm / 53 CFM ball-bearing system fans for excellent cooling
- Front accessible fan filters for easy maintenance
- Lockable front door prevents unauthorized access
- Built-in Intelligent System Module enabling whole system fan control and remote manageability

CE FCC

Specifications

Drive Bay	5.25"	Front-accessible	4	Internal
	3.5"		-	2
Cooling	Fan		4 (9 cm / 58 CFM each)	
	Air Filter		Yes (Front accessible)	
Front I/O Interface	USB		2 (default) and reserve up to 4 sets of dual USB ports in the front	
Miscellaneous	LED Indicators		Power, HDD, fan, temperature and power voltage status	
	Control		Power switch, system reset (reserve 3 more for quad-system) and alarm reset buttons	
	Rear Panel		Four 9-pin D-sub openings	
Intelligent System Module Remote Monitoring	CPU/System fan speed , CPU/System temperature , motherboard voltage (Only selected Advantech MBs/CPU cards with WISE-PaaS/RMM installed can fully enable these functions, check with Advantech local rep. for detailed information.)			
Environment	Temperature	Operating	0 ~ 40 °C (32 ~ 104 °F)	Non-Operating -20 ~ 60 °C (-4 ~ 140 °F)
	Humidity		10 ~ 85% @ 40 °C, non-condensing	10 ~ 95% @ 40 °C, non-condensing
	Vibration (5 ~ 500 Hz)		0.5 Grms	1 G
	Shock		5G (with 11 ms duration, half sine wave)	
Physical Characteristics	Dimensions (W x H x D)		482 x 266 x 465 mm (19" x 10.5" x 18.3")	
	Weight		30.0 kg (66 lb)	

Front view



- Four 53-CFM cooling fans
- Easy-to-replace fan filter

Inside View



Max. 20-slot backplane

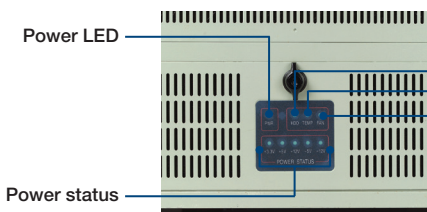
Rear View



- Rear vents for better airflow
- Slot brackets with ventilation holes

Reserved Four 9-pin D-sub openings

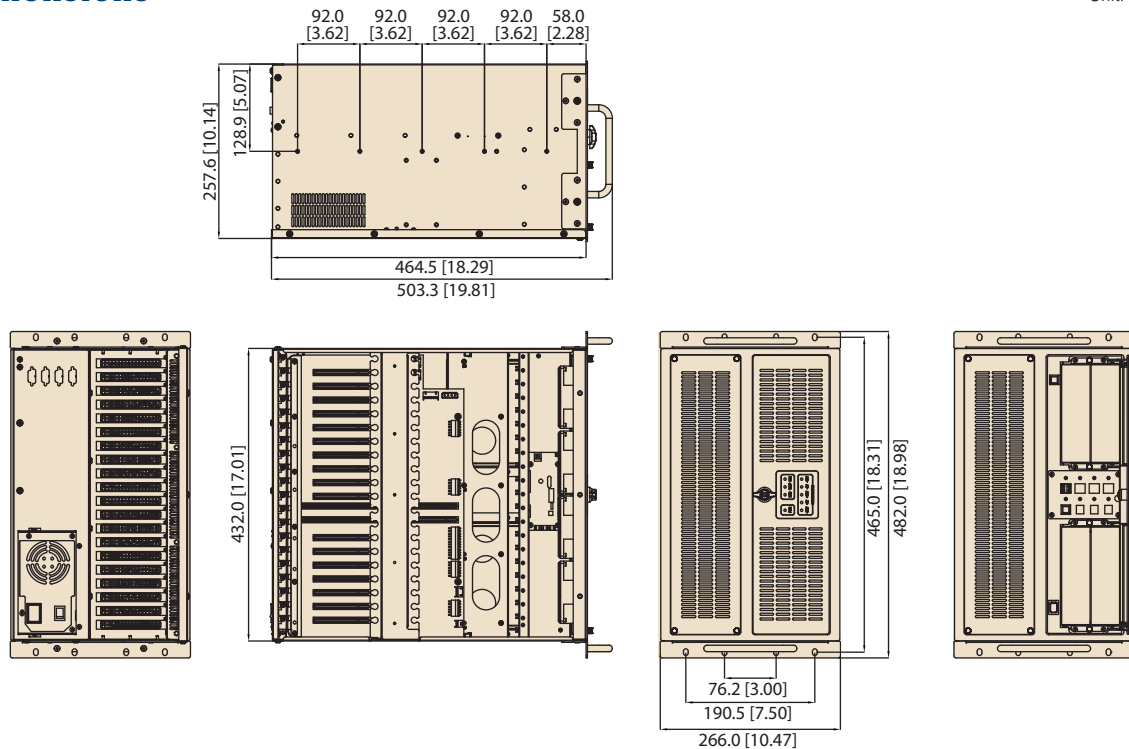
Single power supply up to 700W or mini-redundant power supply up to 750W



- Power LED
- HDD LED
- Temp. LED
- Fan LED
- Power status

Dimensions

Unit: mm [inch]



Ordering Information

Part Number	Description
IPC-622BP-00DE	W/O power supply, with AT switch

Power Supply Options

Part Number	80 Plus Grade	Wattage	Type	Input
PS8-400ATX-ZE	Bronze	400W	Single	AC 100 ~ 240V (full range)
PS8-500ATX-ZE	Bronze	500W	Single	AC 100 ~ 240V (full range)
PS8-700ATX-ZE	Bronze	700W	Single	AC 100 ~ 240V (full range)
RPS8-500ATX-XE (1+1 redundant)	Bronze	500W	1+1 Redundant	AC 100 ~ 240V (full range)
RPS8-750ATX-XE (1+1 redundant)	Gold	750W	1+1 Redundant	AC 100 ~ 240V (full range)

Optional Accessories

Part Number	Description
1700002444	Reset button with wire
1700007032	Dual USB connector with wire
IPC-DT-5230E	Mobile rack for converting dual 5.25" drive bays to three 3.5" SATA HDD trays

Spare Parts

Part Number	Description
2130004802S000	Door filter 142 x 97 x 5 mm
2130004804S000	Fan filter 382 x 93 x 5 mm