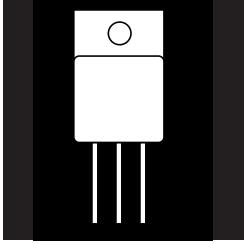


(COTS) COMMERCIAL OFF-THE-SHELF SCHOTTKY CENTER-TAP RECTIFIER IN TO-254 PACKAGE



20 Amp, 45, 60 and 100 Volt Schottky Rectifier

FEATURES

- Very Low Forward Voltage
- Fast Switching Speed
- Hermetic Metal Package, TO-254 Outline
- Standard Off-The-Shelf
- Isolated Package

DESCRIPTION

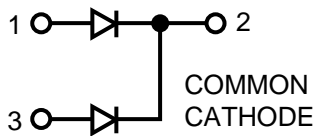
This product is specifically designed for use at power switching frequencies in excess of 100 kHz. The product combines two Schottky-barrier diodes in a center-tap configuration in a single package, simplifying installation, reducing heat sink hardware, and the need to obtain matched components. The device is ideally suited for demanding applications where small size and hermetically sealed package is required. Common anode configuration also available.

ABSOLUTE MAXIMUM RATINGS (T_C = 25°C) Per Diode

Peak Inverse Voltage	45, 60, 100 V
Maximum Average DC Output Current	10 A
Non-Repetitive Peak Surge Current (8.3 ms)	100 A
Peak Reverse Transient Current	2 A
Storage Temperature Range	- 55° C to + 175° C
Junction Operating Temperature Range	- 55° C to + 150° C
Package Thermal Resistance, Junction-to-Case	1.7° C/W

32

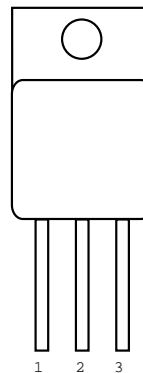
SCHEMATIC



Common cathode is standard.

Standard Products are supplied with glass feedthroughs.

PIN CONNECTION



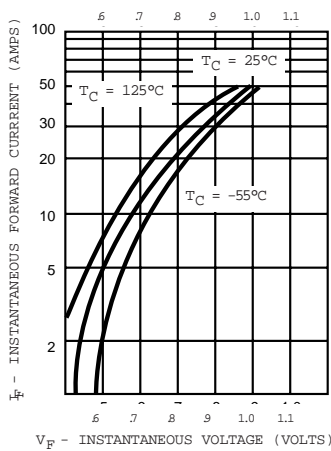
COM4203A COM4215A COM4216A

ELECTRICAL CHARACTERISTICS (Per Diode)

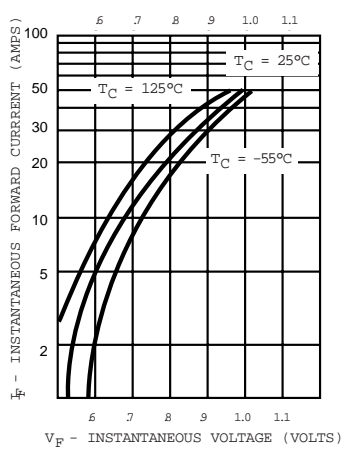
Part No.	PIV	Maximum Forward Voltage @ $I_F = 10A$ (1)		Maximum Reverse Current	
		$T_C = 25^\circ C$	$T_C = 125^\circ C$	$T_C = 25^\circ C$	$T_C = 125^\circ C$
COM4203A	45	.72 V	.68 V	2 mA	40 mA
COM4215A	60	.85 V	.75 V		
COM4216A	100	.90 V	.82 V		

(1) Pulse Test: Pulse Width 300 μ s, Duty Cycle 2.0%.

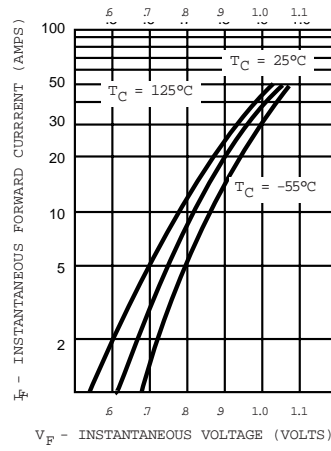
TYPICAL FORWARD VOLTAGE COM4203A



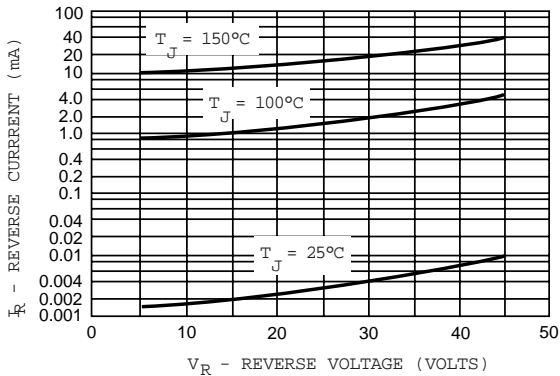
TYPICAL FORWARD VOLTAGE COM4215A



TYPICAL FORWARD VOLTAGE COM4216A



TYPICAL REVERSE CURRENT COM4203A



MECHANICAL OUTLINE TO-254

