

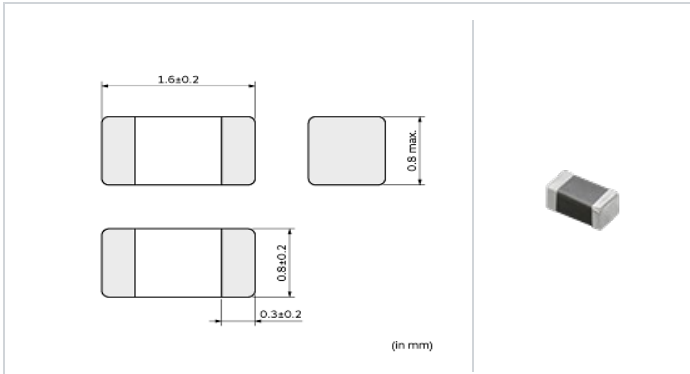
DFE18SANR47ME0#

indicates a package specification code.



< List of part numbers with package codes >
DFE18SANR47ME0L , DFE18SANR47ME0D

Shape



L size	1.6 ±0.2mm
W size	0.8 ±0.2mm
T size	0.8 mm
Size code in inch (mm)	0603 (1608)

Notes

When rated current is applied to the products, inductance will be within ±30% of initial inductance value range.
When rated current is applied to the products, temperature rise caused by self-generated heat shall be limited to 40°C max.
Keep the temperature (ambient temperature plus self-generation of heat) under 125°C.

References

Packaging code	Specifications	Minimum quantity
D	φ 180mm Paper taping	3000
L	φ 180mm Embossed taping	3000

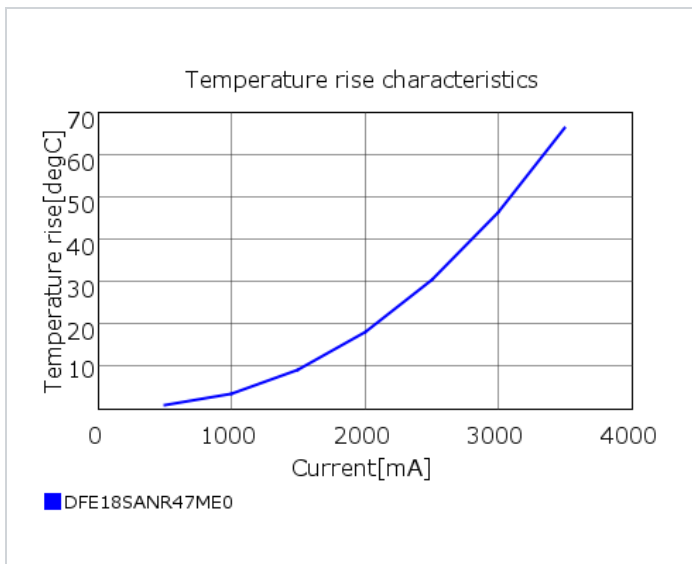
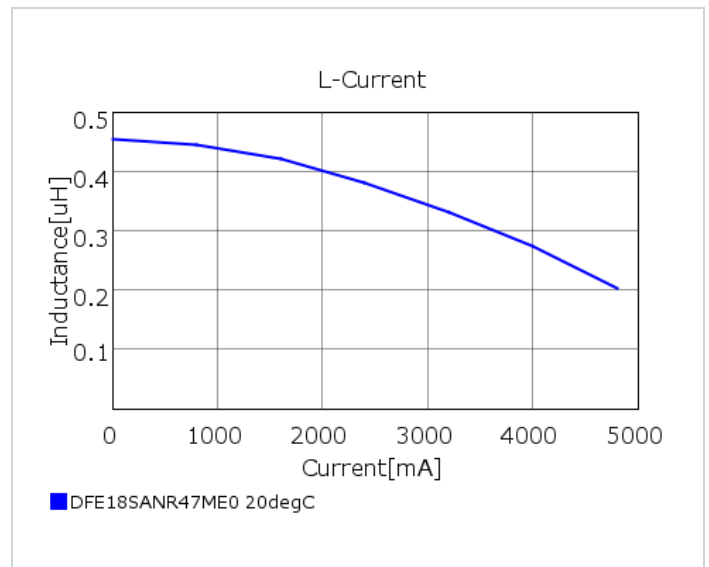
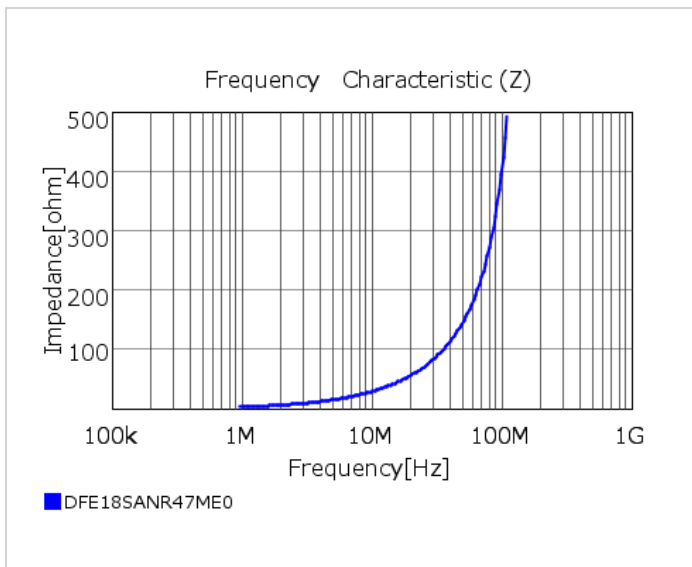
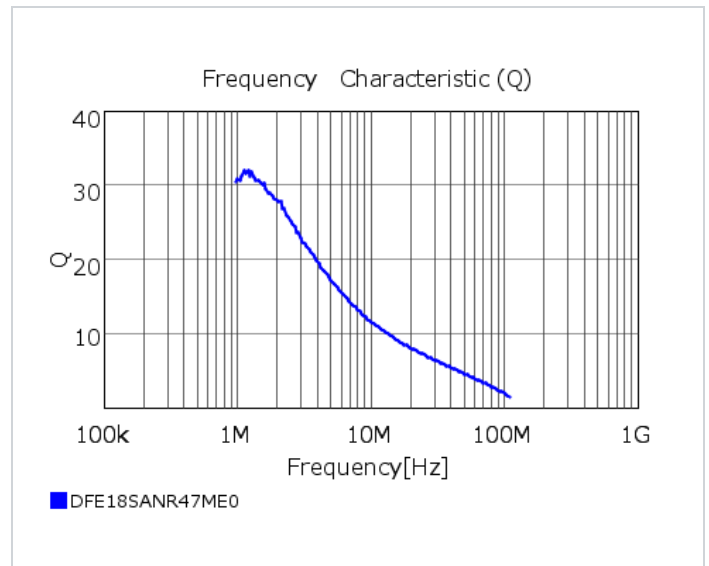
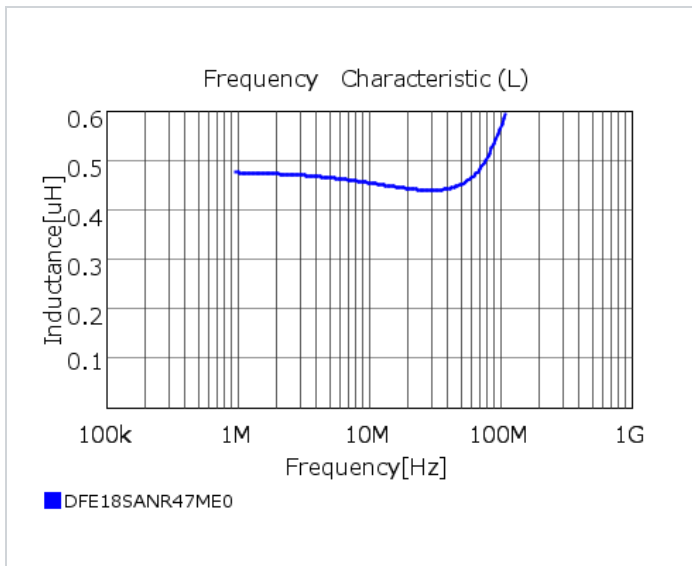
Mass (Typ.)	
1 piece	0.007g

Specifications

Inductance	0.47μH ±20%
Inductance test frequency	1MHz
Rated current (I _{sat}) (Based on Inductance change)	3100mA
Rated current (I _{temp}) (Based on Temperature rise)	2400mA
Max. of DC resistance	0.064Ω
Operating temperature range (Self-temperature rise is included)	-40~125°C
Operating temperature range (Self-temperature rise is not included)	-40~85°C
Class of magnetic shield	Metal Alloy
Absolute maximum voltage	20V DC
Series	DFE18SAN_E0

Attention

- 1.This datasheet is downloaded from the website of Murata Manufacturing Co., Ltd. Therefore, it's specifications are subject to change or our products in it may be discontinued without advance notice. Please check with our sales representatives or product engineers before ordering.
- 2.This datasheet has only typical specifications because there is no space for detailed specifications. Therefore, please review our product specifications or consult the approval sheet for product specifications before ordering.



Attention

- 1.This datasheet is downloaded from the website of Murata Manufacturing Co., Ltd. Therefore, it's specifications are subject to change or our products in it may be discontinued without advance notice. Please check with our sales representatives or product engineers before ordering.
- 2.This datasheet has only typical specifications because there is no space for detailed specifications. Therefore, please review our product specifications or consult the approval sheet for product specifications before ordering.