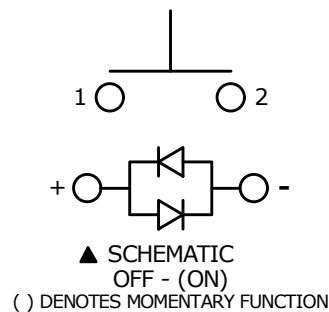
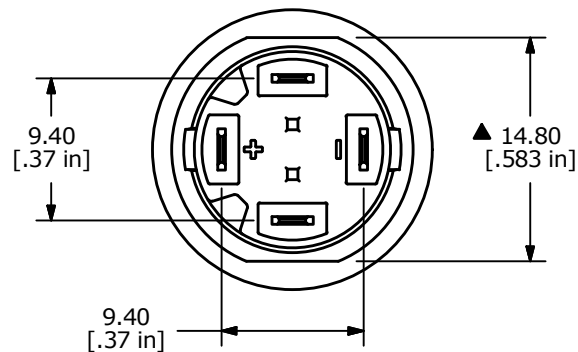
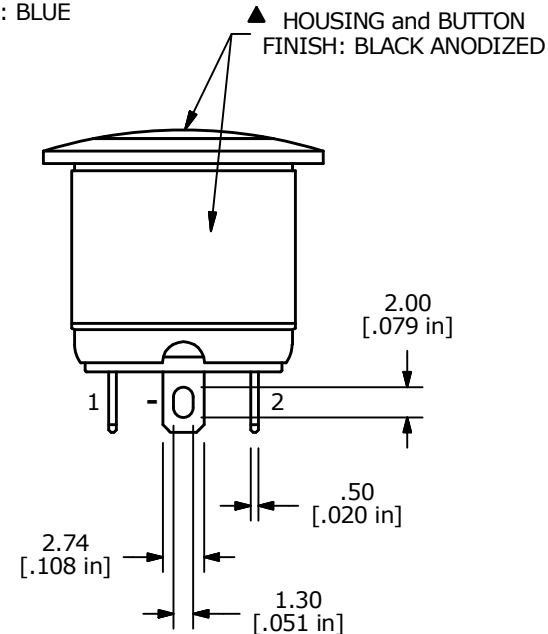
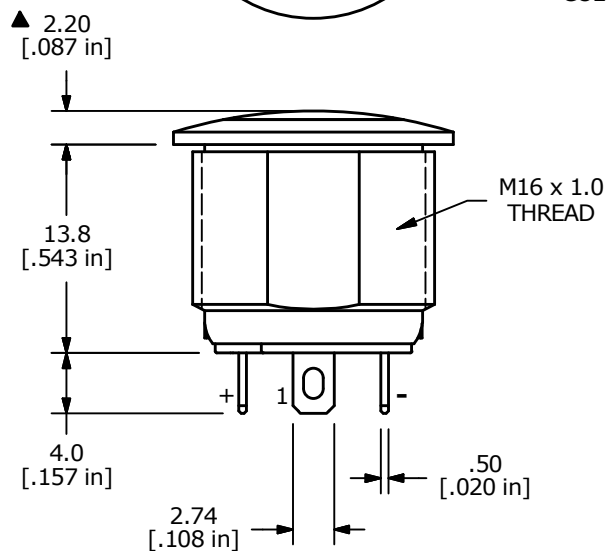
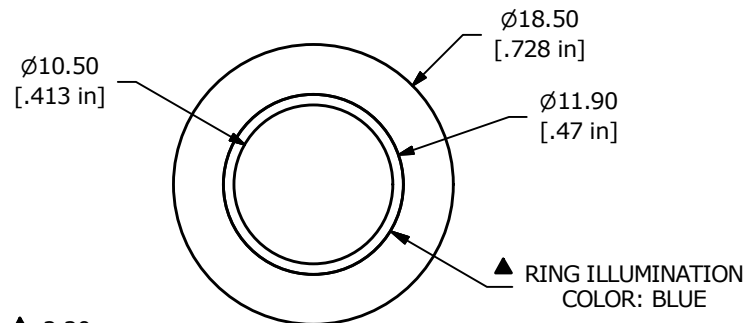


RECOMMENDED
PANEL CUT-OUT



- NOTE:
1. ALL DIMENSIONS IN MM [INCH]
 2. GENERAL TOLERANCE: X.X = ±0.4
X.XX = ±0.25
 3. TERMINAL NUMBERS FOR REF ONLY
 4. CONTACT MATERIAL: SILVER PLATED
 5. RATING: 2A 36VDC
 6. ELECTRIC LIFE: 200,000
 7. INSULATION RESISTANCE: 1,000Ω MIN @ 500VDC.
 8. DIELECTRIC STRENGTH: 2,000VAC MIN. FOR 1 MINUTE
 9. CONTACT RESISTANCE: 50mΩ MAX. @ 1A 12VDC
 10. OPERATING TEMP.: -20°C to 70°C
 11. TRAVEL: 2.0mm
 12. ▲ DENOTES CRITICAL PARAMETER.
 13. ILLUMINATION COLOR: BLUE
 14. HARDWARE SUPPLIED: O-RING AND HEXNUT (NOT SHOWN)
 - ▲ 15. ILLUMINATION VOLTAGE RATING: 2.8 - 3.7V @ 20 mA
 16. 2011/65/EC (RHS) COMPLIANT
 17. INGRESS PROTECTION: IP67



A	22994	New Release	9/13/17	MW
REV	PCR NO	DESCRIPTION	DATE	BY

TITLE PVA6RE24141				
SCALE	DATE	DR	DWG	REV
2:1	9/11/2017	MW	T960021	A

THE INFORMATION CONTAINED IN THIS DOCUMENT IS PROPRIETARY TO E-SWITCH AND IS NOT TO BE COPIED OR TRANSFERRED