



TAI-SAW TECHNOLOGY CO., LTD.

No. 3, Industrial 2nd Rd., Ping-Chen Industrial District,
Taoyuan, 324, Taiwan, R.O.C.

TEL: 886-3-4690038 FAX: 886-3-4697532

E-mail: tstsales@mail.taisaw.com Web: www.taisaw.com

Approval Sheet For Product Specification

Product Name: SAW Filter 140MHz DIP 27.0×12.8mm

TST Parts No.:TB0810A

Customer Parts No.: _____

Customer signature required
Company: _____
Division: _____
Approved by : _____
Date: _____

Checked by: Andy Yu *Andy Yu*

Approval by: Francis Chen *Francis Chen*

Date: 01/25/2010

1. Customer signed back is required before TST can proceed with sample build and receive orders.
2. Orders received without customer signed back will be regarded as agreement on the specifications.
3. Any specifications changes must be approved upon by both parties and a new revision of specifications shall be released to reflect the changes



TAI-SAW TECHNOLOGY CO., LTD.

No. 3, Industrial 2nd Rd., Ping-Chen Industrial District,
Taoyuan, 324, Taiwan, R.O.C.

TEL: 886-3-4690038 FAX: 886-3-4697532

E-mail: tstsales@mail.taisaw.com Web: www.taisaw.com

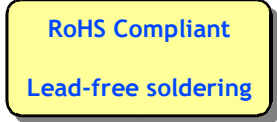
SAW Filter 140 MHz(BW=14.0MHz) DIP 27.0mmx12.8mm

MODEL NO.: TB0810A

REV.2.0

A. MAXIMUM RATING:

1. Operating Temperature: -40 °C ~ +85 °C
2. Storage Temperature: -40 °C ~ +105 °C
3. Input power: 10dBm



B. Characteristics :

Ambient Temperature: 25 °C

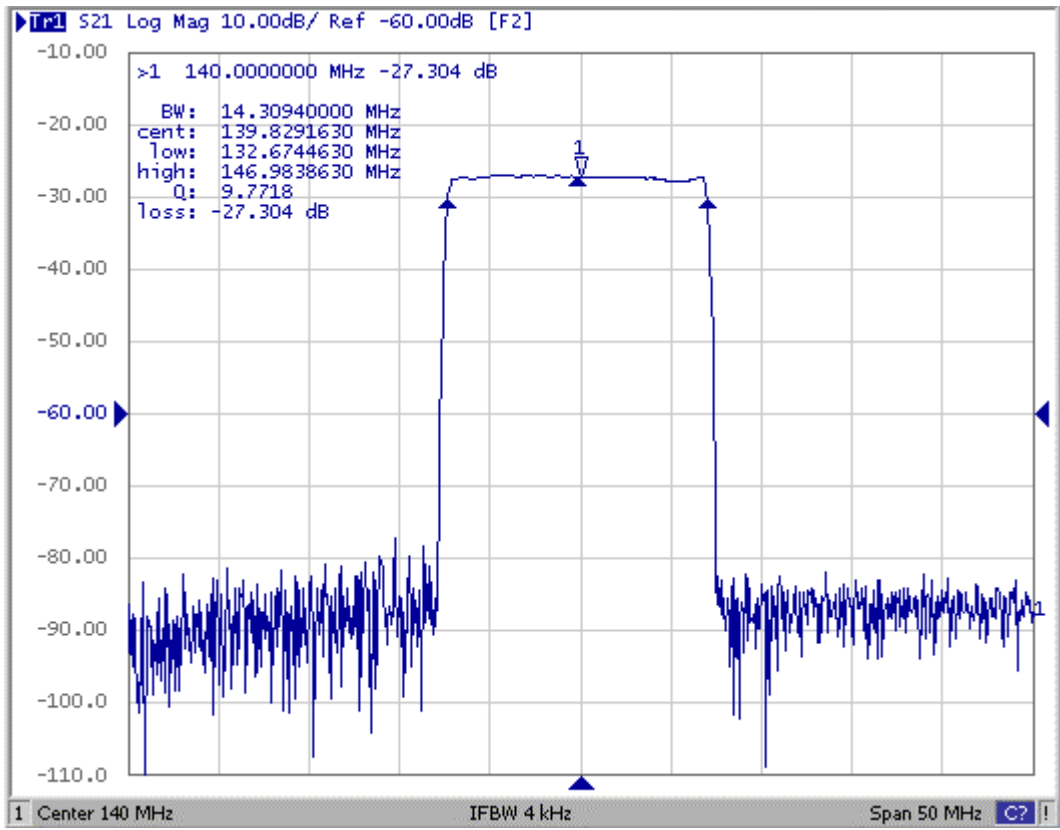
Characteristics	Value			Note
	Min.	Typ.	Max.	
Center frequency F_c MHz	139.92	140.0	140.08	-
Minimum Insertion loss I.L. dB	-	27.2	29.5	-
1dB Bandwidth MHz	14.1	14.12	-	-
3dB Bandwidth MHz	14.2	14.29	-	-
40dB Bandwidth MHz	-	15.20	15.3	-
50dB Bandwidth MHz	-	15.32	17.5	-
Passband Ripple dB	-	0.8	1.5	-
Group Delay Variation ($F_c \pm 7\text{MHz}$) nsec		50	80	
Absolute Delay usec		3.70	3.75	
Ultimate Rejection dB	50	52		
Temp Coefficient ppm/K	-	-23	-	-

Matching:

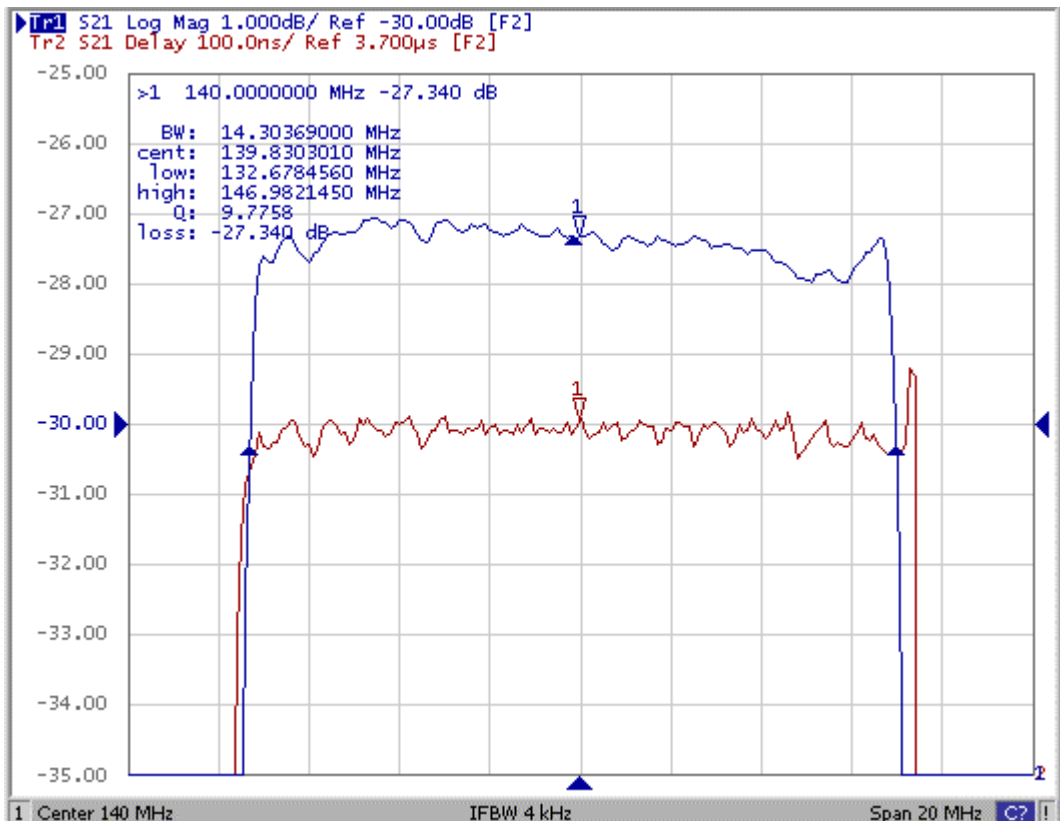
- 1.The input of the filter will be matched to 50 ohm
- 2.The output of the filter will be matched to 50 ohm

D. FREQUENCY CHARACTERISTICS :

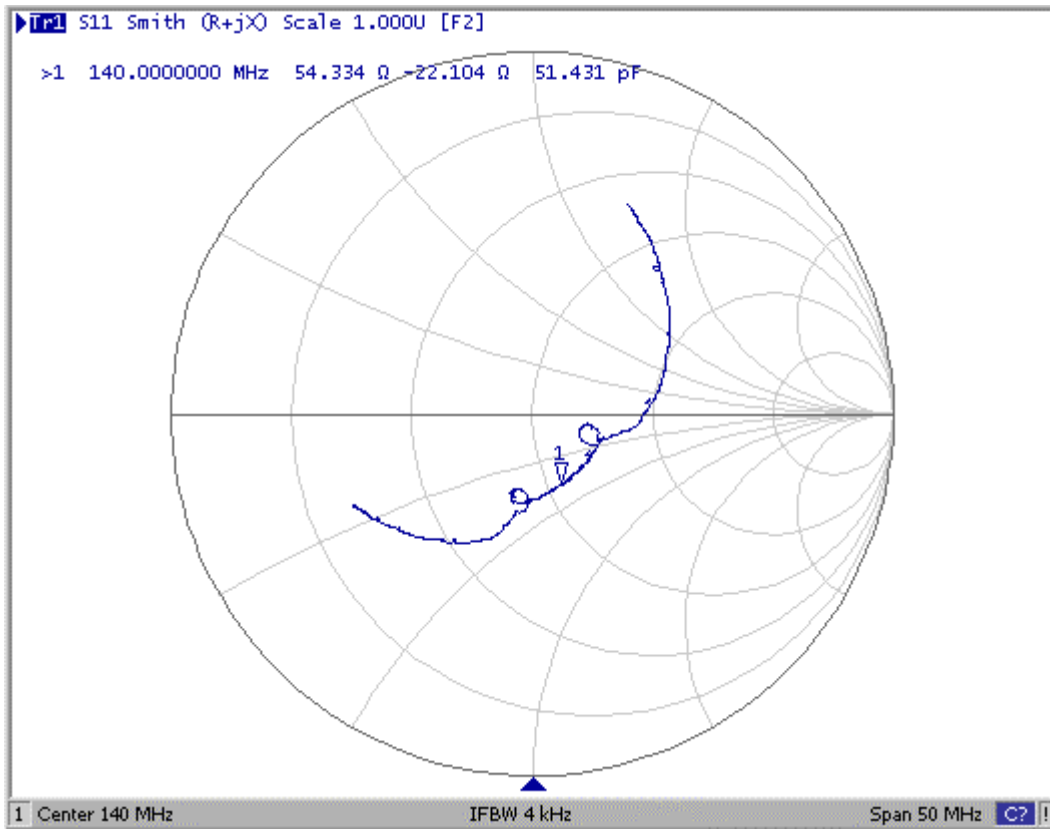
1.S21 Response: (span : 50MHz)



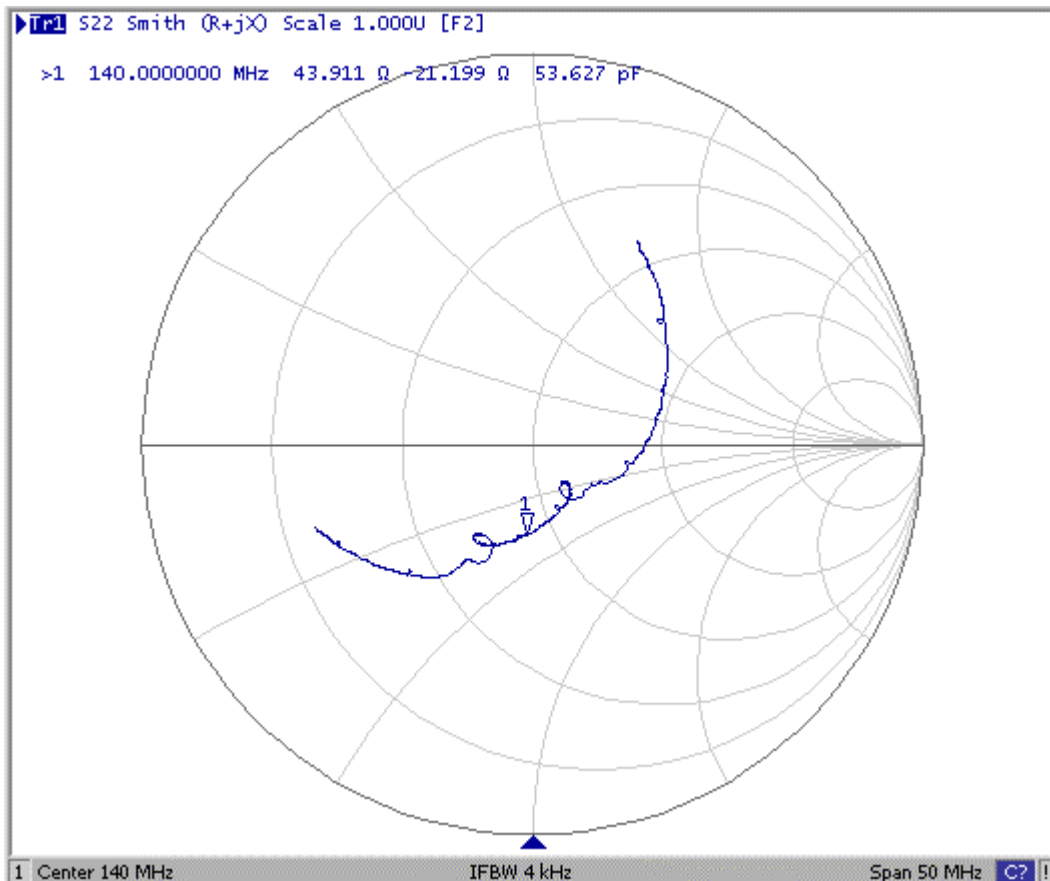
2. Group-Delay Ripple: (span : 20MHz)



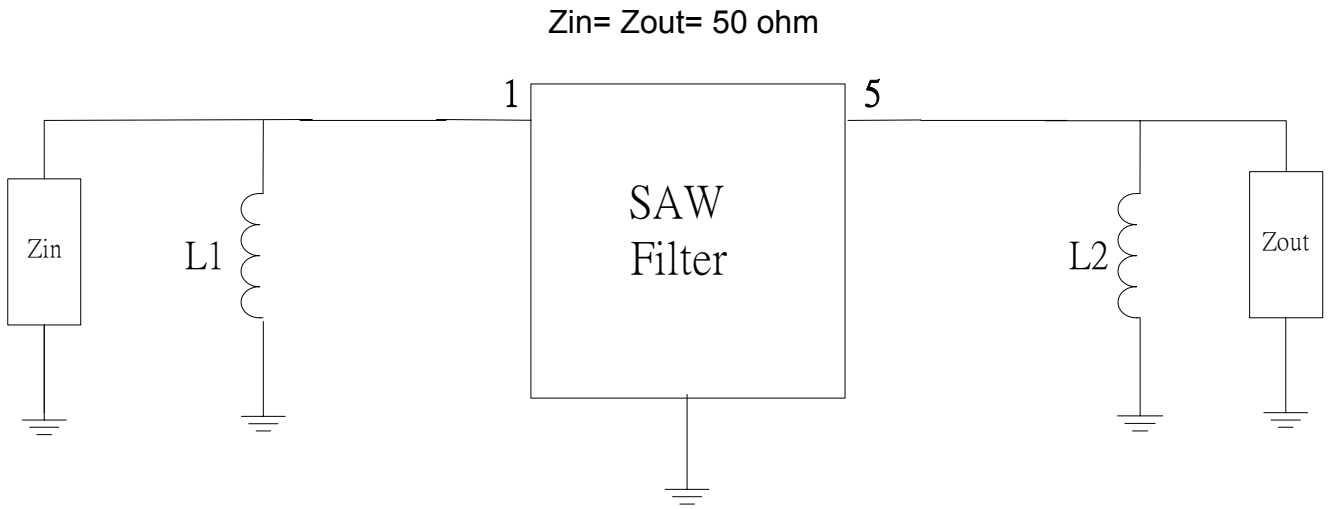
3. S11 Smith Chart: (span : 50MHz)



4. S22 Smith Chart (span : 50MHz)

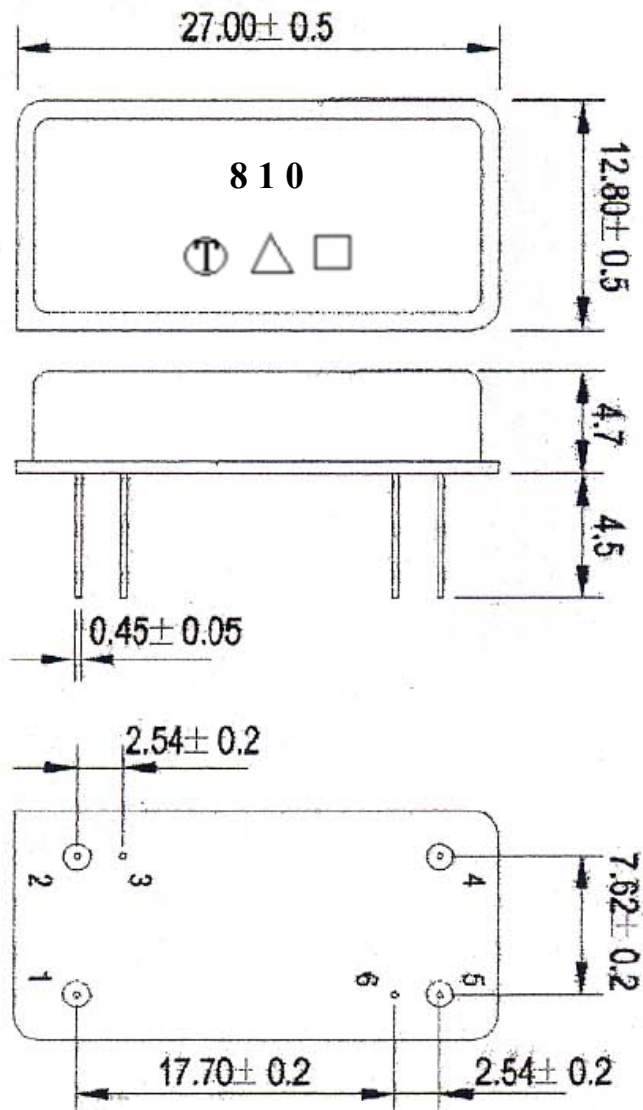


E. MEASUREMENT CIRCUIT



L1=33nH, L2=33nH.

F. OUTLINE DRAWING:



Pin 1: RF input

Pin 5: RF output

Pin 3, 6: Case Ground

Pin 2, 4: Ground

□: Week Code (Follow the table from planner each year)

Unit : mm

△ : Product / Year Code

Year	2009	2010	2011	2012
Product Code	B	b	<u>B</u>	<u>b</u>