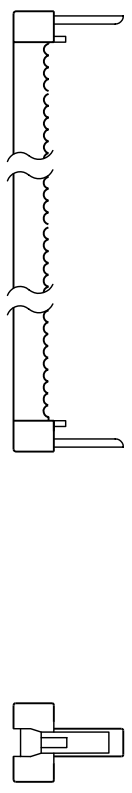
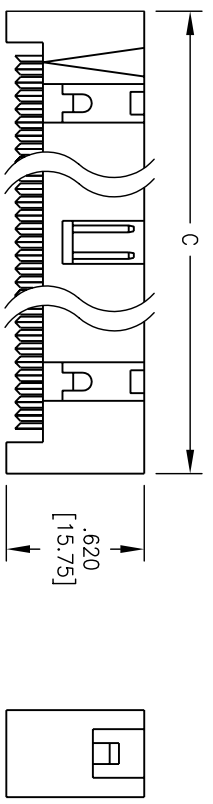
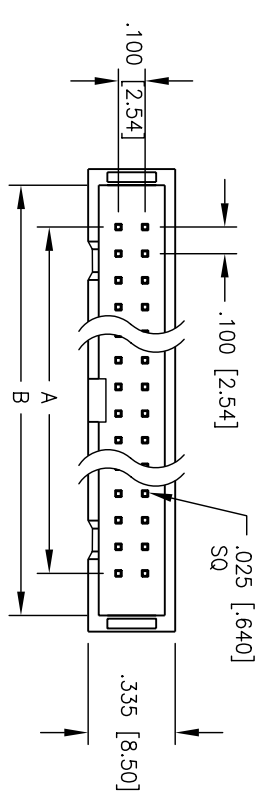


Rev	AWO #	Description	Date	Appr
-		RELEASED	02/16/05	

APPROVED: _____ TITLE: _____
 DATE: _____



POS.	A	B	C
10	.400 [10.16]	.708 [18.00]	.905 [23.00]
14	.600 [15.24]	.908 [23.08]	1.105 [28.08]
16	.700 [17.78]	1.008 [25.62]	1.205 [30.62]
20	.900 [22.86]	1.208 [30.70]	1.405 [35.70]
24	1.100 [27.94]	1.408 [35.78]	1.605 [40.78]
26	1.200 [30.48]	1.508 [38.32]	1.705 [43.32]
30	1.400 [35.56]	1.708 [43.40]	1.905 [48.40]
34	1.600 [40.64]	1.908 [48.48]	2.105 [53.48]
40	1.900 [48.26]	2.208 [56.10]	2.405 [61.10]
50	2.400 [60.96]	2.708 [68.80]	2.905 [73.80]
60	2.900 [73.66]	3.208 [81.50]	3.405 [86.50]
64	3.100 [78.74]	3.408 [86.58]	3.605 [91.58]

SPECIFICATIONS:

Material:
 Insulator: PBT, glass reinforced, rated UL 94V-0
 Insulator color: Gray
 Contacts: Brass
 Plating:
 Gold Flash over Nickel underplate on contact area, Tin over Copper underplate on IDC area.

Electrical:

Operating voltage: 250 VAC max
 Current rating: 1 Amp max
 Contact resistance: 20 mohms max
 Insulation resistance: 5000 Mohms min
 Dielectric withstanding voltage: 100 VAC for 1 minute
 Temperature Rating:
 Operating temperature: -40°C to +105°C/Environment

Environmental:
 Lead free, RoHS Compliant
 Recommended soldering temp: 230°C for 5 sec.



UNLESS OTHERWISE SPECIFIED ALL DIMENSIONS ARE INCHES [MM] TOLERANCES: EXCEPT AS NOTED	
INCHES	HOLES
X ± .10	ØXX ± .10
.XX ± .020	ØXXX ± .015
.XXX ± .015	ØXXXX ± .010
APPROVALS	DATE
DRAWN	SS 02/16/05
CHECKED	
APPROVED	

ADAM TECH
 909 Rahway Avenue, Union, NJ 07083
 Phone: 908-687-5000 Fax: 908-687-5710

TITLE	.100" IDC BOX HEADER	
TITLE	.100" X .100" CETERLINE	
SIZE	PART NO.	REV.
X	FCP-XX-SG	-
REF:	SCALE: NTS	SHEET 1 OF 1