

BI-DIRECTIONAL COUPLER

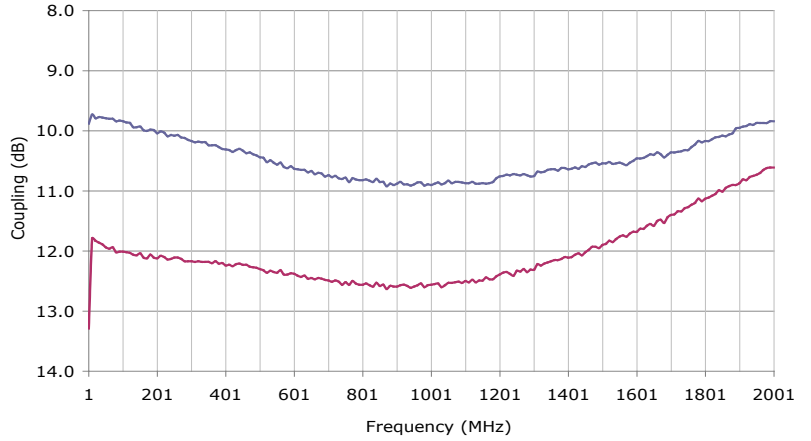
CONNECTORIZED MODEL: KBK-746S

WIDE BANDWIDTH

1 - 2000 MHz

FEATURES:

- ▶ Low Insertion Loss
- ▶ Excellent Coupling Flatness
- ▶ High Directivity



— S21 Forward Coupling — S43 Reverse Coupling

SPECIFICATIONS (Rev. A 05/18/09)

Frequency	1 - 2000 MHz		
Coupling	Forward	10.5 dB \pm 1.0 dB (Nom.).	
	Reverse	11.5 dB \pm 1.0 dB (Nom.).	
Coupling Flatness	\pm 1.0 dB		
Mainline Loss (dB)	Freq. (MHz)	Typ.	Max.
	1-10	2.0	2.5
	10-800	1.6	2.3
	800-2000	2.0	2.8
Directivity (dB)	Freq. (MHz)	Typ.	Min.
	1-10	22	17
	10-800	22	17
	800-2000	17	12
Input Power Rating	1 Watt (Max.)		
Impedance	50 Ohms (Nom.)		
VSWR	1.4:1 (Typ.)		
Operating Temperature Range	-40 to +85 °C		
Storage Temperature Range	-55 to +100 °C		

Package # 113LF

All Dimensions in inches (mm)

Tolerances: 2 PL. \pm 0.030 inch. (0.762mm)
3 PL. \pm 0.015 inch. (0.381mm)

PORT CONFIGURATION			
Input	Output	FWD. Coupled	REV. Coupled
1	4	2	3

For other connector styles, replace part number suffix "S" with "B" for BNC or "N" for type N connector type. All connectors are female unless noted otherwise.

BI-DIRECTIONAL COUPLER

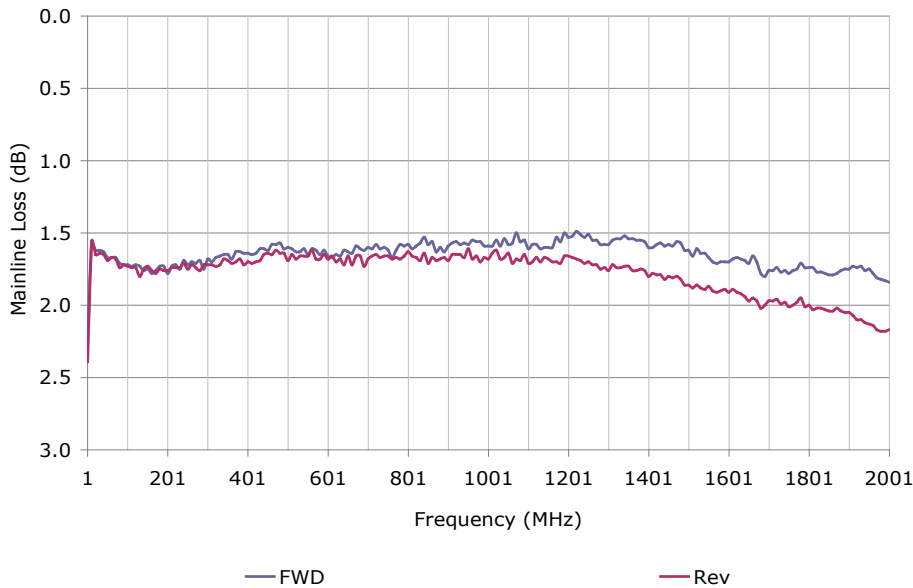
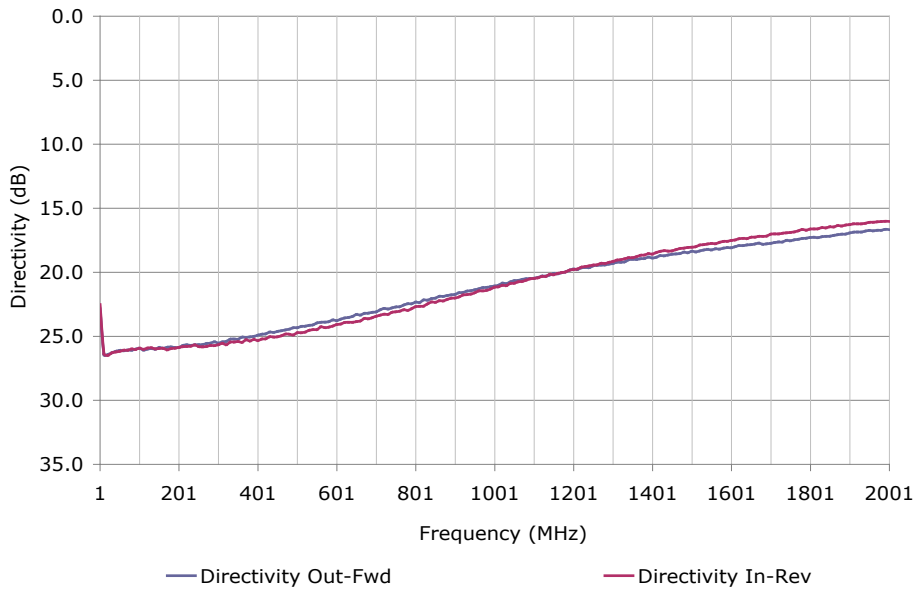
CONNECTORIZED MODEL: KBK-746S

WIDE BANDWIDTH

1 - 2000 MHz

Data @ 25 °C

PERFORMANCE PLOTS



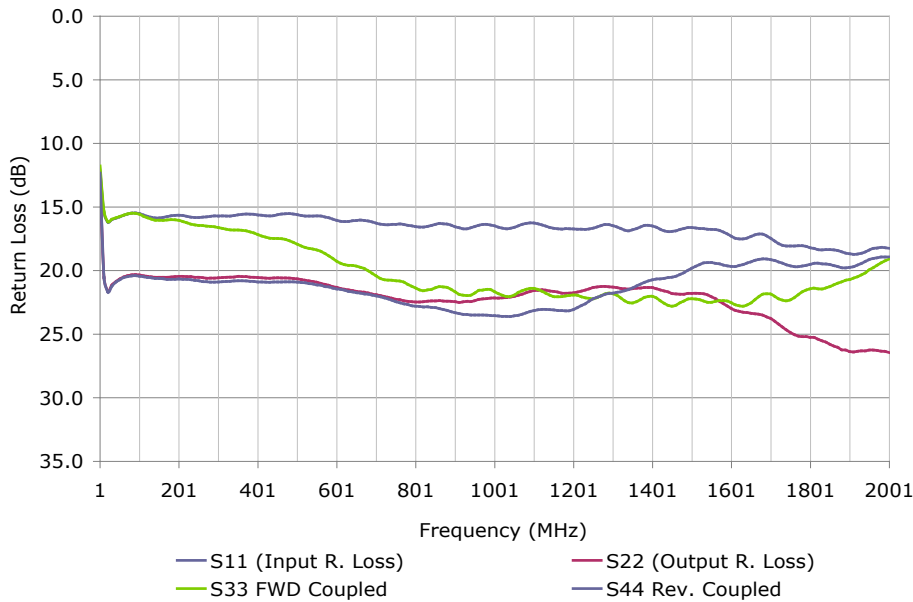
BI-DIRECTIONAL COUPLER

CONNECTORIZED MODEL: KBK-746S

WIDE BANDWIDTH

1 - 2000 MHz

Data @ 25 °C



PERFORMANCE PLOTS