

- T1/E1/CEPT/Octal/Quad Port Module
- Designed to meet ITU-T G.703
- Operating Temperature range: -40°C to +85°C
- Maximum reflow temperature: 250°C/-5°C for 20-40 seconds
(Refer to IPC/JEDEC J-STD-02C Standard)

Electrical Specifications @25°C						
Turn Ratio (TX+/-2%)		OCL @10 kHz, 0.1V Pri(mH Min)	LL @100KHz, 0.1V (uH Max)	CWW @100 KHz, 0.1V (pf Max)	Crosstalk (db Typ)	HI-POT (Vrms MIN) PRI to SEC
PRI	SEC					
1CT:1CT		1.20	.60	30	-60	1500V

All specifications subject to change without notice.

MECHANICAL

Dimension

Unit : mm/inch

A=25.50/1.004

B=7.50/0.295

C=7.50 max/0.295 max

D=10.80/0.425

E=1.27/0.050

F=0.46/0.018

G=0.30/0.012

H=0.25/0.010

I=0.90/0.035

J=0°-8°

K=19.05/0.750

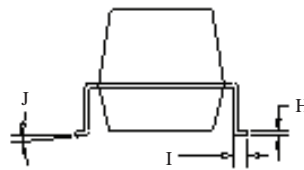
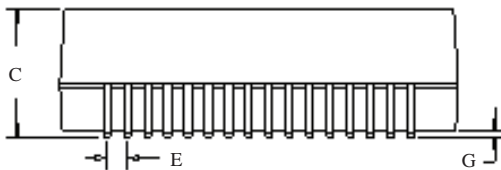
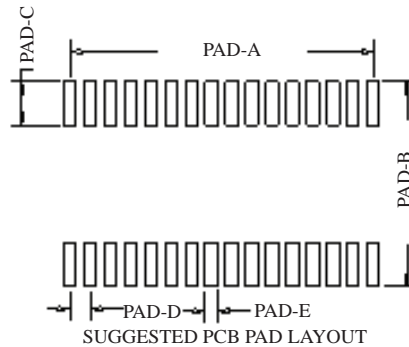
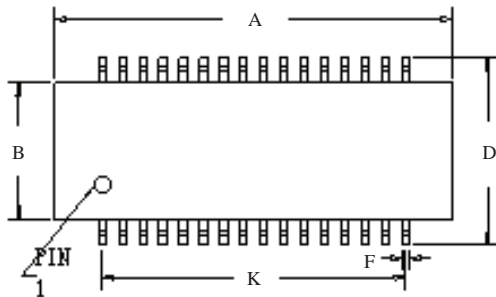
PAD-A=19.05/0.750

PAD-B=11.80/0.465

PAD-C=2.54/0.100

PAD-D=1.27/0.050

PAD-E= 0.76/0.030



SCHEMATICS

All tolerances are ± 0.25mm / 0.010 inch

