




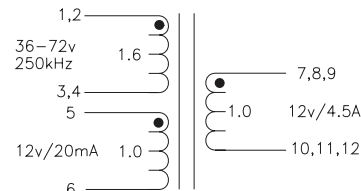
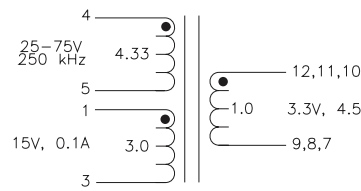
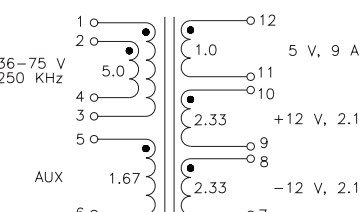


High Frequency Wire Wound Transformers

EFD20 Platforms - SMT



-  **Power Range:** up to 95W
-  **Height:** 11.4mm Max
-  **Footprint:** 29.2mm x 21.8mm Max
-  **Topology:** Forward and Flyback

Electrical Specifications @ 25°C - Operating Temperature -40°C to +125°C				
PA0273NL	Pri. Inductance	(1, 2-3, 4)	307µH ±25%	 <p>FORWARD TRANSFORMER</p>
	Lk. Inductance	(1, 2-3, 4) with (5, 6, 9, 10) shorted	0.35µH MAX	
	DCR	(1, 2-3, 4)	65mΩ MAX	
		(7, 8, 9-10, 11, 12)	27mΩ MAX	
		(5-6)	240mΩ MAX	
	Hi-Pot	Pri-Sec	1500Vrms	
K1 Factor	20.2			
PA0751NL	Pri. Inductance	(1, 2-3, 4)	110µH ±10%	 <p>FLYBACK TRANSFORMER</p>
	Lk. Inductance	(1, 2-3, 4) with (12, 11, 10, 9, 8, 7) shorted	2µH MAX	
	DCR	(4-5)	85mΩ MAX	
		(12, 11, 10-9, 8, 7)	12mΩ MAX	
		(1-3)	300mΩ MAX	
	Hi-Pot	Pri-Sec	1500Vrms	
K1 Factor	1364.8			
PA0769NL	Pri. Inductance	(1, 2-5, 4)	89.2µH ±18%	 <p>FORWARD TRANSFORMER</p>
	Lk. Inductance	(1, 2-3, 4) with (12, 11, 10, 9, 8, 7) shorted	1.5µH MAX	
	DCR	(1, 2-3, 4)	50mΩ MAX	
		(12-11)	3.8mΩ MAX	
		(10-9)=(8-7)	35mΩ MAX	
		(5-6)	110mΩ MAX	
	Hi-Pot	Pri-Sec	1500Vdc	
K1 Factor	21.5			

High Frequency Wire Wound Transformers

EFD20 Platforms - SMT



Electrical Specifications @ 25°C - Operating Temperature -40°C to +125°C				
PA1066NL	Pri. Inductance	(3-4)	137µH ±32%	
	Lk. Inductance	(3-4) with (11, 10, 9, 8) shorted	1.0µH MAX	
	DCR		(3-4)	35mΩ MAX
			(1-2)	199mΩ MAX
			(5-6)	100mΩ MAX
			(11-10)=(9-8)	17mΩ MAX
	Hi-Pot	Pri-Sec	500Vrms	
K1 Factor	29.3			
<p>FORWARD TRANSFORMER</p>				
PA1366NL	Pri. Inductance	(2, 3-4, 5)	10µH ±10%	
	Lk. Inductance	(2, 3-4, 5) with (11, 8) shorted	0.3µH MAX	
	DCR		(2, 3-4, 5)	15.75mΩ MAX
			(11-8)	560mΩ MAX
	Hi-Pot	Pri-Sec	1500Vrms	
K1 Factor	322.6			
<p>FLYBACK TRANSFORMER</p>				
PA1477NL	Pri. Inductance	(1, 2-3, 4)	38.3µH ±7%	
	Lk. Inductance	(1, 2-3, 4) with (12, 11, 10, 9, 8, 7) shorted	1.0µH MAX	
	DCR		(1-3)	72mΩ MAX
			(2-4)	85mΩ MAX
			(12, 11, 10-9, 8, 7)	2.5mΩ MAX
			(5-6)	230mΩ MAX
	Hi-Pot	Pri-Sec	1800Vrms	
K1 Factor	772.2			
<p>FLYBACK TRANSFORMER</p>				
PA1558NL	Pri. Inductance	(1, 2-3, 4)	11.5µH ±10%	
	Lk. Inductance	(1, 2-3, 4) with (12, 11, 10, 9, 8, 7) shorted	0.5µH MAX	
	DCR		(1, 2-3, 4)	28mΩ MAX
			(8-7)	12mΩ MAX
			(12-11)	5mΩ MAX
			(10-9)	62mΩ MAX
			(5-6)	190mΩ MAX
	Hi-Pot	Pri-Sec	1500Vrms	
K1 Factor	463.7			
<p>FLYBACK TRANSFORMER</p>				

High Frequency Wire Wound Transformers

EFD20 Platforms - SMT



Electrical Specifications @ 25°C - Operating Temperature -40°C to +125°C

Part Number	Parameter	Value	Notes	Diagram	
PA1692NL	Pri. Inductance	(3, 4-5, 6)	73μH ±30%		
	Lk. Inductance	(3, 4-5, 6) with (12, 11, 10, 9, 8, 7) shorted	1.0μH MAX		
	DCR		(3, 4-5, 6)		10.2mΩ MAX
			(12, 11, 10-9, 8, 7)		5mΩ MAX
			(1-2)		115mΩ MAX
	Hi-Pot	Pri-Sec	1500Vdc		
KI Factor		40.3			
				FLYBACK TRANSFORMER	
PA1735NL	Pri. Inductance	(1, 2-3, 4)	28.5μH ±5%		
	Lk. Inductance	(1, 2-3, 4) with (12, 11, 10, 9, 8, 7) shorted	1μH MAX		
	DCR		(1, 2-3, 4)		39.0mΩ MAX
			(12, 11, 10-9, 8, 7)		3.5mΩ MAX
			(5-6)		230mΩ MAX
	Hi-Pot	Pri-Sec	1800Vrms		
KI Factor		574.6			
				FLYBACK TRANSFORMER	
PA1736NL	Pri. Inductance	(1, 2-3, 4)	20.5μH ±5%		
	Lk. Inductance	(1, 2-3, 4) with (12, 11, 10, 9, 8, 7) shorted	1μH MAX		
	DCR		(1, 2-3, 4)		39.0mΩ MAX
			(12, 11, 10-9, 8, 7)		8.5mΩ MAX
			(5-6)		230mΩ MAX
	Hi-Pot	Pri-Sec	1500Vrms		
KI Factor		413.3			
				FLYBACK TRANSFORMER	
PA1835NL	Pri. Inductance	(1, 2-3, 4)	4.5μH ±5%		
	Lk. Inductance	(1, 2-3, 4) with (12, 11, 10, 9, 8, 7) shorted	0.25μH MAX		
	DCR		(1, 2-3, 4)		9.5mΩ MAX
			(12, 11, 10-9, 8, 7)		3mΩ MAX
			(5-6)		130mΩ MAX
	Hi-Pot	Pri-Sec	1800Vrms		
KI Factor		241.9			
				FLYBACK TRANSFORMER	
PA1836NL	Pri. Inductance	(1, 2-3, 4)	4.5μH ±5%		
	Lk. Inductance	(1, 2-3, 4) with (12, 11, 10, 9, 8, 7) shorted	0.2μH MAX		
	DCR		(1, 2, 3, 4)		9.5mΩ MAX
			(12, 11, 10-9, 8, 7)		5mΩ MAX
			(5-6)		130mΩ MAX
	Hi-Pot	Pri-Sec	1800Vrms		
KI Factor		241.9			
				FLYBACK TRANSFORMER	

High Frequency Wire Wound Transformers

EFD20 Platforms - SMT



Electrical Specifications @ 25°C - Operating Temperature -40°C to +125°C

Part Number	Parameter	Configuration	Value	Diagram	
PA1837NL	Pri. Inductance	(1, 2-3, 4)	4.5μH ±5%		
	Lk. Inductance	(1, 2-3, 4) with (12, 11, 10, 9, 8, 7) shorted	0.2μH MAX		
	DCR		(1, 2, 3, 4)		9.5mΩ MAX
			(12, 11, 10-9, 8, 7)		23mΩ MAX
			(5-6)		130mΩ MAX
	Hi-Pot	Pri-Sec	1800Vdc		
	KI Factor		241.9		
				FLYBACK TRANSFORMER	
PA2047NL	Pri. Inductance	(1-3)	7.2μH ±5%		
	Lk. Inductance	(1-3) with (11, 10-9, 7) shorted	0.3μH MAX		
	DCR		(1-3)		52mΩ MAX
			(11, 10-9, 7)		12mΩ MAX
			(5-6)		240mΩ MAX
	Hi-Pot	Pri-Sec	1500Vrms		
KI Factor		290.3			
				FLYBACK TRANSFORMER	
PA2053NL	Pri. Inductance	(1, 2-5, 6)	292.0μH ±32%		
	Lk. Inductance	(1, 2-5, 6) with (12, 11, 10, 9, 8, 7) shorted	1.3μH MAX		
	DCR		(1, 2-5, 6)		78.0mΩ MAX
			(7, 8-9, 10)		12mΩ MAX
			(11-12)		43mΩ MAX
	Hi-Pot	Pri-Sec	1500Vrms		
KI Factor		20.2			
				FLYBACK TRANSFORMER	
PA2291NL	Pri. Inductance	(1-4)	57.6μH ±12%		
	Lk. Inductance	(1-4) with (all windings) shorted	0.5μH MAX		
	DCR		(1-4)		65mΩ MAX
			(3-2)		155mΩ MAX
			(6-5)		145mΩ MAX
			(7, 8-9, 10)		4mΩ MAX
			(11-12)		55mΩ MAX
	Hi-Pot	Pri-Sec	1500Vdc		
KI Factor		26.9			
				FLYBACK TRANSFORMER	
PA2398NL	Pri. Inductance	(1,2-3,4)	100μH ±12%		
	Lk. Inductance	(1, 2-3, 4) with (5, 6, 9,10) shorted	0.45μH MAX		
	DCR		(1, 2-3, 4)		72μH MAX
			(7, 8, 9-10, 11, 12)		15μH MAX
			(5-6)		680μH MAX
	Hi-Pot	Pri-Sec	1500Vrms		
KI Factor		16.1			
				FLYBACK TRANSFORMER	

High Frequency Wire Wound Transformers

EFD20 Platforms - SMT



Electrical Specifications @ 25°C - Operating Temperature -40°C to +125°C

Electrical Specifications @ 25°C - Operating Temperature -40°C to +125°C					
PA2041NL	Pri. Inductance	(1-6) with (3-4) shorted	491μH ±35%	<p>FORWARD TRANSFORMER</p>	
	Lk. Inductance	(1-6) with (all windings) shorted	1μH MAX		
	DCR		(1-3)		36.1mΩ MAX
			(4-6)		45.6mΩ MAX
			(8-7)		86.4mΩ MAX
			(11-9)		86.4mΩ MAX
			(12-10)		47.8mΩ MAX
	Hi-Pot	Pri-Sec	1500Vrms		
K1 Factor	16.1				
PB2089NL	Pri. Inductance	(5, 4-3, 2)	112.0μH MAX	<p>FORWARD TRANSFORMER</p>	
	Lk. Inductance	(5, 4-3, 2) with (all windings) shorted	1μH MAX		
	DCR		(5-3)		55mΩ MAX
			(4-2)		67.7mΩ MAX
			(10, 11-8, 9)		5.5mΩ MAX
			(12-7)		123mΩ MAX
			(6-1)		923mΩ MAX
	Hi-Pot	Pri-Sec	1500Vdc		
K1 Factor	24.8				

High Frequency Wire Wound Transformers

EFD20 Platforms - SMT

Notes:

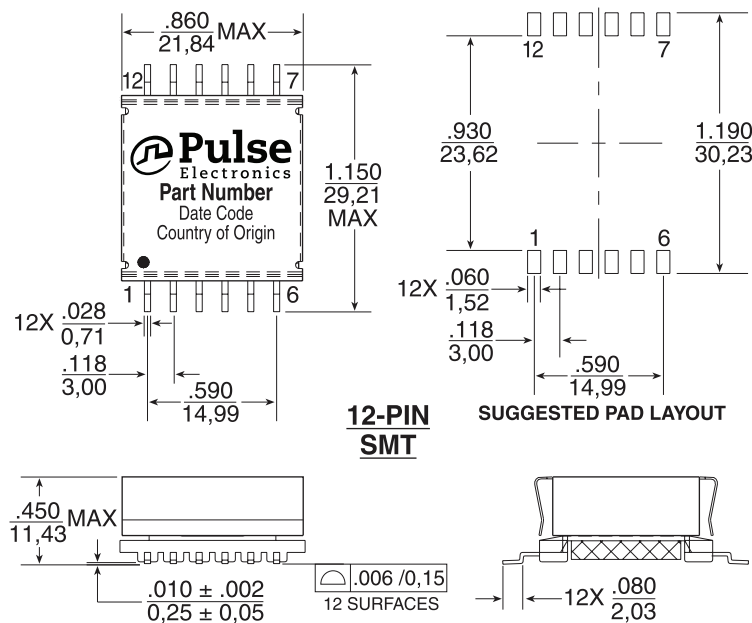
- The temperature of the component (ambient plus temperature rise) must be within the stated operating temperature range.
- The above transformers and inductors have been tested and approved by Pulse's power IC partners and are sited in the appropriate datasheet or evaluation board documentation at these companies. To determine which IC and IC partners are matched with the above Pulse part numbers please consult the IC Cross Reference on the Pulse website.
- For flyback topology applications, it is necessary to ensure that the transformer will not saturate in the application. The peak flux density (Bpk) should remain below 2700Gauss. To calculate the peak density, use the following formula:

$$B_{pk} \text{ (Gauss)} = K1_Factor * I_{pk} \text{ (A)}$$
- In high volt-sec applications, it is important to calculate the core loss of the transformer. Approximate transformer core loss can be calculated as:

$$CoreLoss \text{ (W)} = 1.32E-13 * (Freq_kHz)^{1.63} * (\Delta B_Gauss)^{2.63}$$
 where ΔB can be calculated as:
 For Flyback Topology: $\Delta B = K1_Factor * (A)$
 For Forward Topology: $\Delta B = K1_Factor * Volt\text{-}\mu\text{sec}$
- Optional Tape & Reel packaging can be ordered by adding a "T" suffix to the part number (i.e. PA0273NL becomes PA0273NLT). Pulse complies with industry standard tape and reel specification EIA481. The tape and reel for this product has a width (W=44mm), pitch (Po=32mm) an depth (Ko=11.78mm).
- The "NL" suffix indicates an RoHS-compliant part number. Non-NL suffixed parts are not necessarily RoHS compliant, but are electrically and mechanically equivalent to NL versions. If a part number does not have the "NL" suffix, but an RoHS compliant version is required, please contact Pulse for availability.

Mechanical

PAXXXXNL / PBXXXXNL



For More Information

Pulse Worldwide Headquarters
 12220 World Trade Drive
 San Diego, CA
 92128
 U.S.A.

Pulse Europe
 Einsteinstrasse 1
 D-71083 Herrenberg
 Germany
 Tel: 49 7032 78060
 Fax: 49 7032 7806 135

Pulse China Headquarters
 B402, Shenzhen Academy of
 Aerospace Technol-
 ogy Bldg.
 10th Kejian Road
 High-Tech Zone
 Nanshan District
 Shenzhen, PR China
 518057
 Tel: 86 755 3396678
 Fax: 86 755 33966700

Pulse North China
 Room 2704/2705
 Super Ocean Finance
 Ctr.
 2067 Yan An Road
 West
 Shanghai 200336
 China
 Tel: 86 21 62787060
 Fax: 86 2162786973

Pulse South Asia
 135 Joo Seng Road
 #03-02
 PM Industrial Bldg.
 Singapore 368363
 Tel: 65 6287 8998
 Fax: 65 6287 8998

Pulse North Asia
 3F, No. 198
 Zhongyuan Road
 Zhongli City
 Taoyuan County 320
 Taiwan R. O. C.
 Tel: 886 3 4356768
 Fax: 886 3 4356823 (Pulse)
 Fax: 886 3 4356820 (FRE)

Performance warranty of products offered on this data sheet is limited to the parameters specified. Data is subject to change without notice. Other brand and product names mentioned herein may be trademarks or registered trademarks of their respective owners. © Copyright, 2014. Pulse Electronics, Inc. All rights reserved.