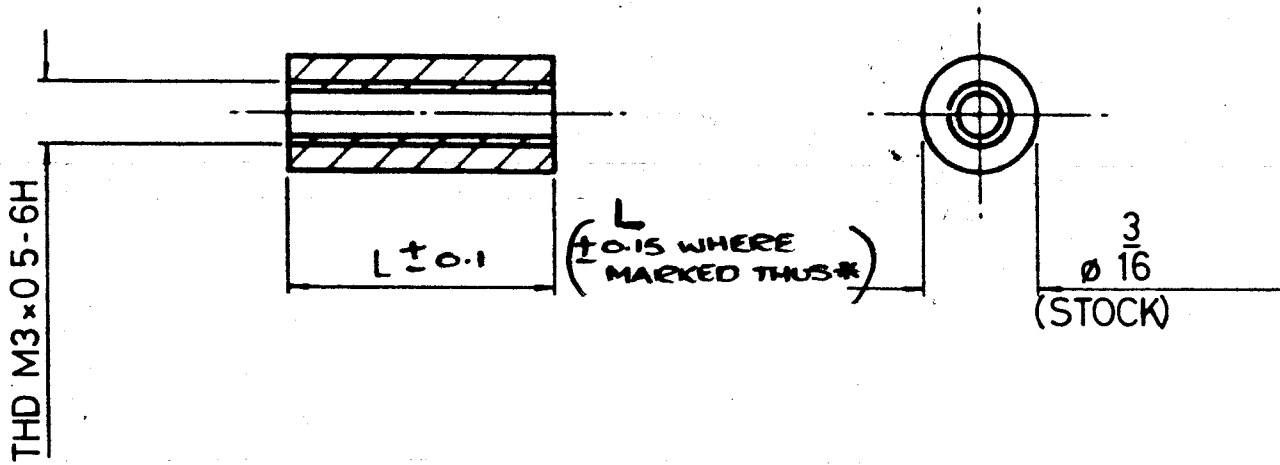


DRAWING NUMBER
 R6350-02 —
 R6355-02



THIRD ANGLE PROJECTION

DO NOT SCALE



NOTE

1. THD. TO BE MANU. IN ACCORDANCE WITH BS 3643 PT.2 1966
2. 0.25 CHAMFER FOR LEAD IN ON THREAD. REMOVE ALL BURRS.

R 6350-02	9.878	.125	3.18	13	1081
R6355 - 02	485.873	.750	*19.05	12	8/1/86 932
R6354 - 02	408.592	.625	*15.88	11	5-3-79 FINISH WAS DTP 9/19
R6353 - 02	331.066	.500	12.70	10	1-11-78 WAS MA 1115/2.0 TO MA 1119/2.0
R6352 - 02	253.785	.375	9.52	1	4572
R6351 - 02	176.260	.250	6.35	ISS. DATE CHANGE	
PART NO	SURFACE AREA MM ²	IN	mm	APPD. <i>[Signature]</i>	
		L		CHKD. <i>[Signature]</i>	
				DRAWN <i>[Signature]</i>	
				OLD REF. R6051/30 - R6055/30	
				ASSY. DRAWING	

HARWIN ENGINEERS S.A.
 PORTSMOUTH PO6 1RT

MATERIAL BRASS BS2874 CZ121

FINISH (NICKEL PLATE) F0201

TITLE

THREADED SPACER - ROUND

TOLERANCES

FRAC. ± 1/64 DEC ± .005 MM ±

DIMS. IN INCH (mm) SCALE —

DRAWING NUMBER

R6350-02 —

R6355-02

DRAWING NUMBER
 R6350-02 —
 R6355-02

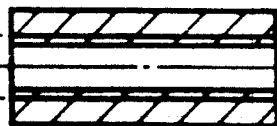


THIRD ANGLE PROJECTION

DO NOT SCALE

Go/NoGo Gauge

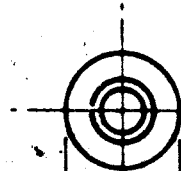
THD M3 x 0.5-6H



$L \pm 0.1$

Dim 1

(± 0.15 IS WHERE MARKED THUS*)



$\frac{3}{\phi 16}$

Dim 2

(STOCK)

NOTE

1. THD. TO BE MANU. IN ACCORDANCE WITH BS 3643 PT.2 1966
2. 0.25 CHAMFER FOR LEAD IN ON THREAD. REMOVE ALL BURRS.

2334SHOP	R 6350-02	9.878	.125	3.18
	R6355 - 02	485.873	.750	*19.05
	R6354 - 02	408.592	.625	*15.88
	R6353 - 02	331.066	.500	12.70
	R6352 - 02	253.785	.375	9.52
	R6351 - 02	176.260	.250	6.35
PART NO	SURFACE AREA MM ²	IN	mm	L

INDICATION PURPOSE

SPC

HARWIN ENGINEERS S.A.
 PORTSMOUTH PO6 IRT

MATERIAL BRASS BS2874 CZ121

FINISH (NICKEL PLATE) F0201

TITLE
 THREADED SPACER - ROUND

TOLERANCES
 FRAC. $\pm 1/64$ DEC $\pm .005$ MM \pm
 DIMS. IN INCH(mm) SCALE —

DRAWING NUMBER
 R6350-02 —
 R6355-02