


# 88220 SERIES

## MULTIFUNCTION MOTOR TIMER WITH MEMORY

UL listed CSA recognized

- **Five Functions in One Unit**
- **Timing Range from 0.3 sec to 12 hours**
- **DIN-Rail, Plug-in, or Panel Mounting**



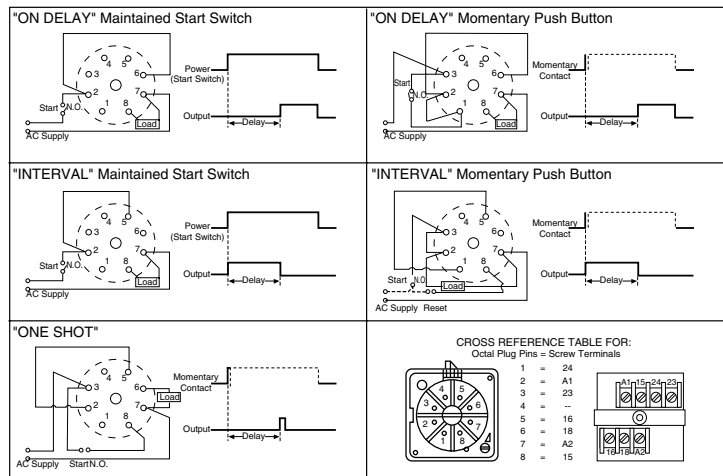
### DESCRIPTION:

The 88220 Series is a synchronous motor driven reset timer. The timer is available in 2 standard time ranges from 0.3 sec to 12 hours. Time ranges are knob adjustable and all have a progress pointer which displays the remaining time. Different functions (ON Delay, Interval, One Shot) selectable through external wiring.

### SPECIFICATIONS:

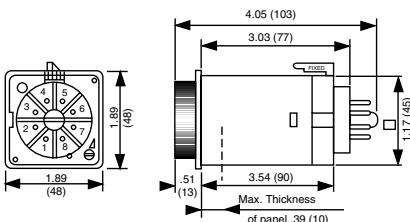
<b>Input Power</b> .....	24 VAC, 110 VAC, 220 VAC ±10%, 60 Hz
<b>Maximum power consumption</b> .....	3 VA
<b>Output</b> .....	1 x SPST Relay & 1 x SPDT Relay
<b>Contact material</b> .....	AgCdO
<b>Maximum loading</b> .....	8 Amp 1/3 HP
<b>Maximum switching voltage</b> .....	220 VAC
<b>Mechanical life of relay</b> .....	2.5 million operations
<b>Repeat accuracy</b> .....	±1.5% (except 4% on 6 sec range)
<b>Setting Accuracy</b> .....	±2% (except 5% on 6 sec range)
<b>Reset time</b> .....	200 ms
<b>Storage temp. rating</b> .....	-20° to +70°C (-4° to 158°F)
<b>Operating temp. rating</b> .....	-20° to +55°C (-4° to 131°F)

### FUNCTION AND WIRING DIAGRAMS: (Octal plug-in mounting shown)

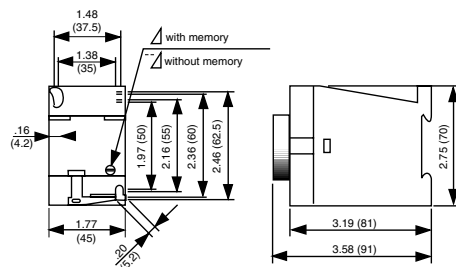


### DIMENSIONS: inches (mm)

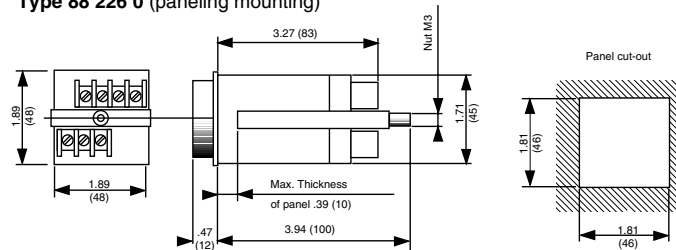
Type 88 226 5 (octal plug-in)



Type 88 225 0 (DIN - rail mounting)



Type 88 226 0 (paneling mounting)



Products and specifications subject to change without notice.  
Consult factory for application assistance.

**GENERAL FEATURES:**

**TRANSIENT IMMUNITY**  
Built-in

**MULTI-FUNCTION**  
on-delay, interval and single shot in on timer

**MULTI-RANGE**  
2 model/3 time ranges each cover from 0.3 sec to 12 hours

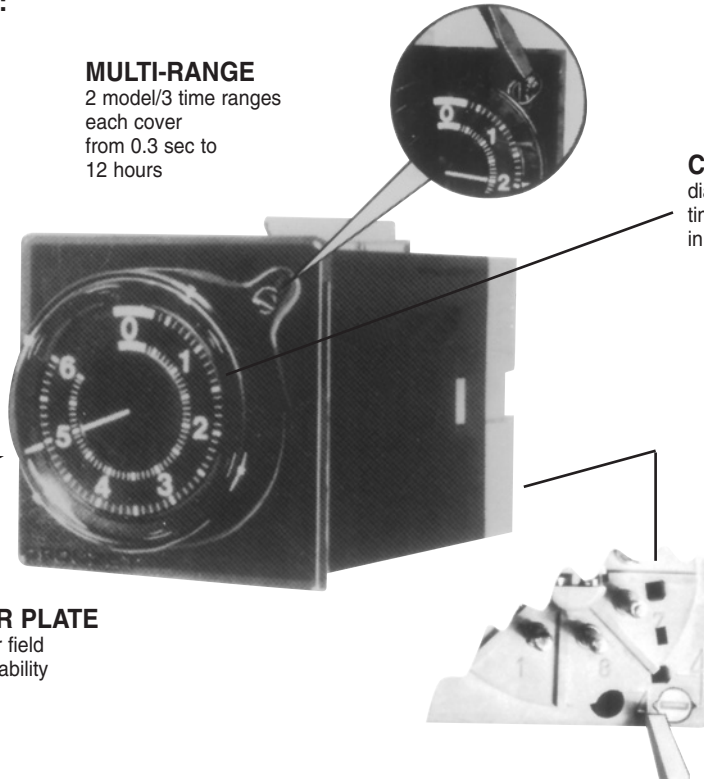
**CYCLE PROGRESS**  
dial shows time remaining in cycle

**±2% SETTING ACCURACY**

**±1.5% REPEAT ACCURACY**

**ADAPTER PLATE**  
available for field interchangeability (not shown)

**MEMORY**  
when "on," holds time during power interruption



**4**

**TIME RANGES**

Model 1 (12 min.): .3 to 6 s, .5 to 12 min.  
Model 2 (12 hrs.): .3 to 6 min., 3 to 60 min, .5 to 12 hrs.

**ORDERING INFORMATION:**

When ordering, select model, voltage/frequency and mounting to determine part number in chart below

**EXAMPLE**

MODEL 1 (12 MIN.), 115V/60Hz, OCTAL PLUG-IN, 88 226 510

MODEL	VOLTAGE/FREQ.*	MODELING		
		OCTAL PLUG-IN (PART NUMBER)	PANEL MOUNTING (PART NUMBER)	BASE MOUNTING (PART NUMBER)
MODEL 1 (12 MIN.)	24 V/60 Hz	88 226 509	88 226 029	88 225 029
MODEL 1 (12 MIN.)	115 V/60 Hz	88 226 510	88 226 030	88 225 030
MODEL 1 (12 MIN.)	220 V/60 Hz	88 226 511	88 226 031	88 225 031
MODEL 1 (12 MIN.)	220 V/50 Hz	88 226 504	88 226 011	88 225 011
MODEL 2 (12 HRS.)	24 V/60 Hz	88 226 512	88 226 032	88 225 032
MODEL 2 (12 HRS.)	115 V/60 Hz	88 226 513	88 226 033	88 225 033
MODEL 2 (12 HRS.)	220 V/60 Hz	88 226 514	88 226 034	88 225 034
MODEL 2 (12 HRS.)	220 V/50 Hz	88 226 508	88 226 014	88 225 014

Products and specifications subject to change without notice.  
Consult factory for application assistance.