

MATERIAL (RoHS COMPLIANT)

CAGE:
COPPER ALLOY

PLATING OPTION 1:
100u" [2.54 um] MIN BRIGHT TIN
PLATING OVER 50 u" [1.27 um]
MIN NICKEL UNDERPLATE

PLATING OPTION 2:
150 u" [3.81um] MIN NICKEL
PLATING (NOT FOR SOLDER PINS.)

PLATING OPTION 3:
100u" [2.54 um] MIN MATTE TIN
PLATING OVER 50 u" [1.27 um]
MIN NICKEL UNDERPLATE

DUST COVER:
THERMOPLASTIC, COLOR BLACK

PACKAGING:
TRAY PACKAGING

TEMPERATURE RANGE:
-40 C TO 85 C

OPTIONAL DUST COVER
(SHIP LOOSE)
P/N U77-1110-8000

AMPHENOL PART NUMBER CONFIGURATION

U77-A X 1 1 X X X 0 X

SFP
CAGE

STYLE
ONE ROW

NUMBER OF PORTS
2 = 2 PORTS
4 = 4 PORTS
6 = 6 PORTS

CHASIS GROUNDING
TAB GROUNDING

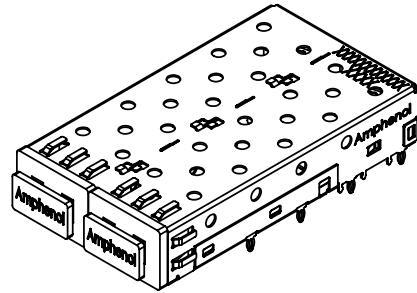
HEAT SINK OPTION
NO HEAT SINK

- PACKAGING
1 = TRAY PACKAGING
T = TAPE AND REEL PACKAGING
- OPTION 1
STANDARD
- OPTIONAL DUST COVER
0 = WITHOUT DUST COVER
D = WITH DUST COVER (SHIP LOOSE)
- PLATING
1 = BRIGHT TIN
2 = NICKEL
3 = MATTE TIN
- MOUNTING
0 = STANDARD
4 = REAR PRESS-FIT PINS

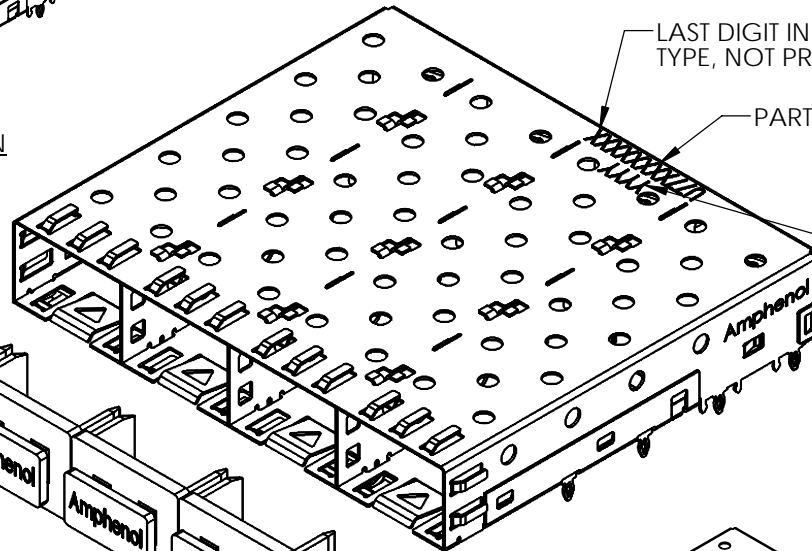
DO NOT SCALE DRAWING

THIS DOCUMENT CONTAINS PROPRIETARY INFORMATION AND SUCH INFORMATION MAY NOT BE DISCLOSED TO OTHERS FOR ANY PURPOSE OR USED FOR MANUFACTURING PUPOSES WITHOUT PERMISSION FROM AMPHENOL CANADA CORP.

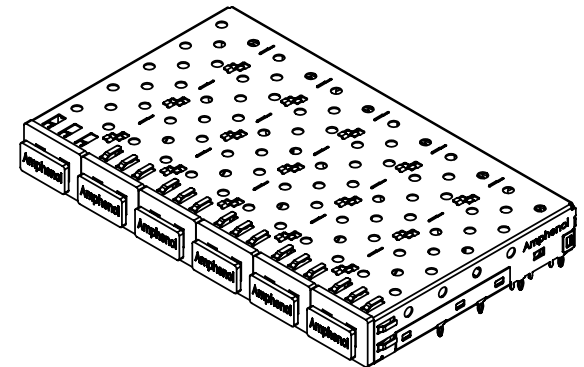
REVISIONS				
REV.	ECN	DESCRIPTION	DATE	APPROVED
C		PROPOSAL	01/05/2006	A.G.
D		UPDATED	JUL17/09	A.G.
E		CORRECT PLATING OPTIONS	DEC20/10	A.G.



P/N U77-A2110-XD0X SHOWN



P/N U77-A4110-XD0X SHOWN



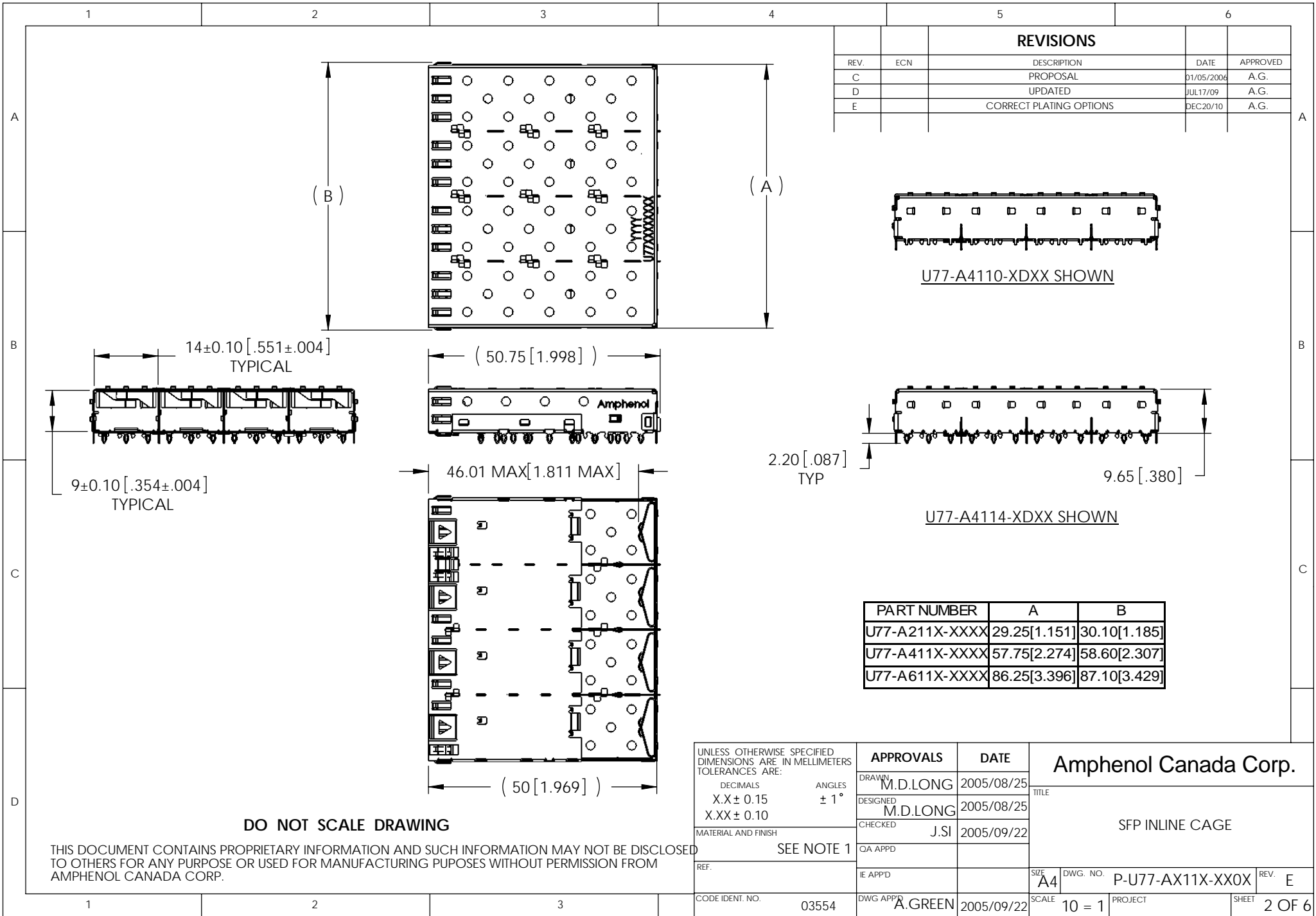
P/N U77-A6110-XD0X SHOWN

LAST DIGIT INDICATING PACKAGING TYPE, NOT PRINTED ON THE PART

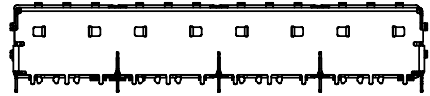
PART NUMBER

DATE CODE

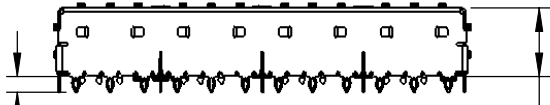
UNLESS OTHERWISE SPECIFIED DIMENSIONS ARE IN MELLIMETERS TOLERANCES ARE:		APPROVALS		DATE	Amphenol Canada Corp.	
DECIMALS	ANGLES	DRAWN	M.D.LONG	2005/08/25	TITLE	
X.X ± 0.15	± 1°	DESIGNED	M.D.LONG	2005/08/25	SFP INLINE CAGE	
X.XX ± 0.10		CHECKED	J.SI	2005/09/22		
MATERIAL AND FINISH	SEE NOTE 1	QA APPD				
REF.		IE APPD			SIZE A4	DWG. NO. P-U77-AX11X-XX0X
CODE IDENT. NO. 03554	DWG APPD A.GREEN	2005/09/22			SCALE 10 = 1	PROJECT SHEET 1 OF 6



REVISIONS				
REV.	ECN	DESCRIPTION	DATE	APPROVED
C		PROPOSAL	01/05/2006	A.G.
D		UPDATED	JUL17/09	A.G.
E		CORRECT PLATING OPTIONS	DEC20/10	A.G.



U77-A4110-XDXX SHOWN



U77-A4114-XDXX SHOWN

PART NUMBER	A	B
U77-A211X-XXXX	29.25[1.151]	30.10[1.185]
U77-A411X-XXXX	57.75[2.274]	58.60[2.307]
U77-A611X-XXXX	86.25[3.396]	87.10[3.429]

UNLESS OTHERWISE SPECIFIED DIMENSIONS ARE IN MILLIMETERS TOLERANCES ARE:

DECIMALS X.X ± 0.15 X.XX ± 0.10	ANGLES ± 1°	APPROVALS DRAWN: M.D.LONG DESIGNED: M.D.LONG CHECKED: J.SI QA APPD: IE APPD: DWG APPD: A.GREEN	DATE 2005/08/25 2005/08/25 2005/09/22 2005/09/22	Amphenol Canada Corp. SFP INLINE CAGE
MATERIAL AND FINISH REF. CODE IDENT. NO. 03554		SEE NOTE 1		

SIZE: A4 DWG. NO. P-U77-AX11X-XX0X REV. E
SCALE: 10 = 1 PROJECT SHEET 2 OF 6

DO NOT SCALE DRAWING

THIS DOCUMENT CONTAINS PROPRIETARY INFORMATION AND SUCH INFORMATION MAY NOT BE DISCLOSED TO OTHERS FOR ANY PURPOSE OR USED FOR MANUFACTURING PUPOSES WITHOUT PERMISSION FROM AMPHENOL CANADA CORP.



REVISIONS				
REV.	ECN	DESCRIPTION	DATE	APPROVED
C		PROPOSAL	01/05/2006	A.G.
D		UPDATED	JUL17/09	A.G.
E		CORRECT PLATING OPTIONS	DEC20/10	A.G.

$\varnothing 0.95 \pm 0.05$ [.037 ± .002]
 24 PLACES
 $\varnothing 0.1$ [.004] (M) Z(S)

NOTE:
 1. "BSC" DIMENSION ESTABLISHED BY CUSTOMER

35 [.1378]
 32.50 [.1280]
 31.95 [.1258]
 27.50 [.1083]
 25 [.984]
 24.85 [.978]
 22.80 [.898]
 15 [.591]
 10.65 [.419]
 5 [.197]
 3.55 [.140]
 0 [.000]

2 ± 0.10 [.079 ± .004] (42 PLCS)
 $\varnothing 0.1$ [.004] (L) Z(S)
 2 ± 0.10 [.079 ± .004] (42 PLCS)
 $\varnothing 0.1$ [.004] (L) Z(S)
 $\varnothing 1.05 \pm 0.05$ [.041 ± .002] (45 PLCS)
 $\varnothing 0.1$ [.004] (M) Z(S)
 DETAIL E
 SCALE 3 : 1

**RECOMMENDED SFP HOST BOARD LAYOUT
 FOR P/N U77-A611X-XX0X**

DO NOT SCALE DRAWING

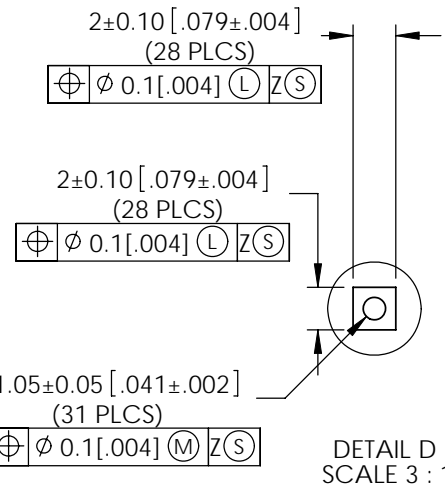
THIS DOCUMENT CONTAINS PROPRIETARY INFORMATION AND SUCH INFORMATION MAY NOT BE DISCLOSED TO OTHERS FOR ANY PURPOSE OR USED FOR MANUFACTURING PUPOSES WITHOUT PERMISSION FROM AMPHENOL CANADA CORP.

UNLESS OTHERWISE SPECIFIED DIMENSIONS ARE IN MILLIMETERS TOLERANCES ARE:		APPROVALS		DATE		Amphenol Canada Corp.	
DECIMALS	ANGLES	DRAWN	M.D.LONG	2005/08/25	TITLE		
X.X ± 0.15	± 1°	DESIGNED	M.D.LONG	2005/08/25	SFP IN-LINE CAGE		
X.XX ± 0.10		CHECKED	J.SI	2005/09/22			
MATERIAL AND FINISH	SEE NOTE 1	QA APPD			SIZE	DWG. NO.	P-U77-AX11X-XX0X
REF.		IE APPD			SCALE	10 = 1	PROJECT
CODE IDENT. NO.	03554	DWG APPD	A.GREEN	2005/09/22	SHEET	3 OF 6	



REVISIONS				
REV.	ECN	DESCRIPTION	DATE	APPROVED
C		PROPOSAL	01/05/2006	A.G.
D		UPDATED	JUL17/09	A.G.
E		CORRECT PLATING OPTIONS	DEC20/10	A.G.

NOTE:
1. "BSC" DIMENSION ESTABLISHED BY CUSTOMER

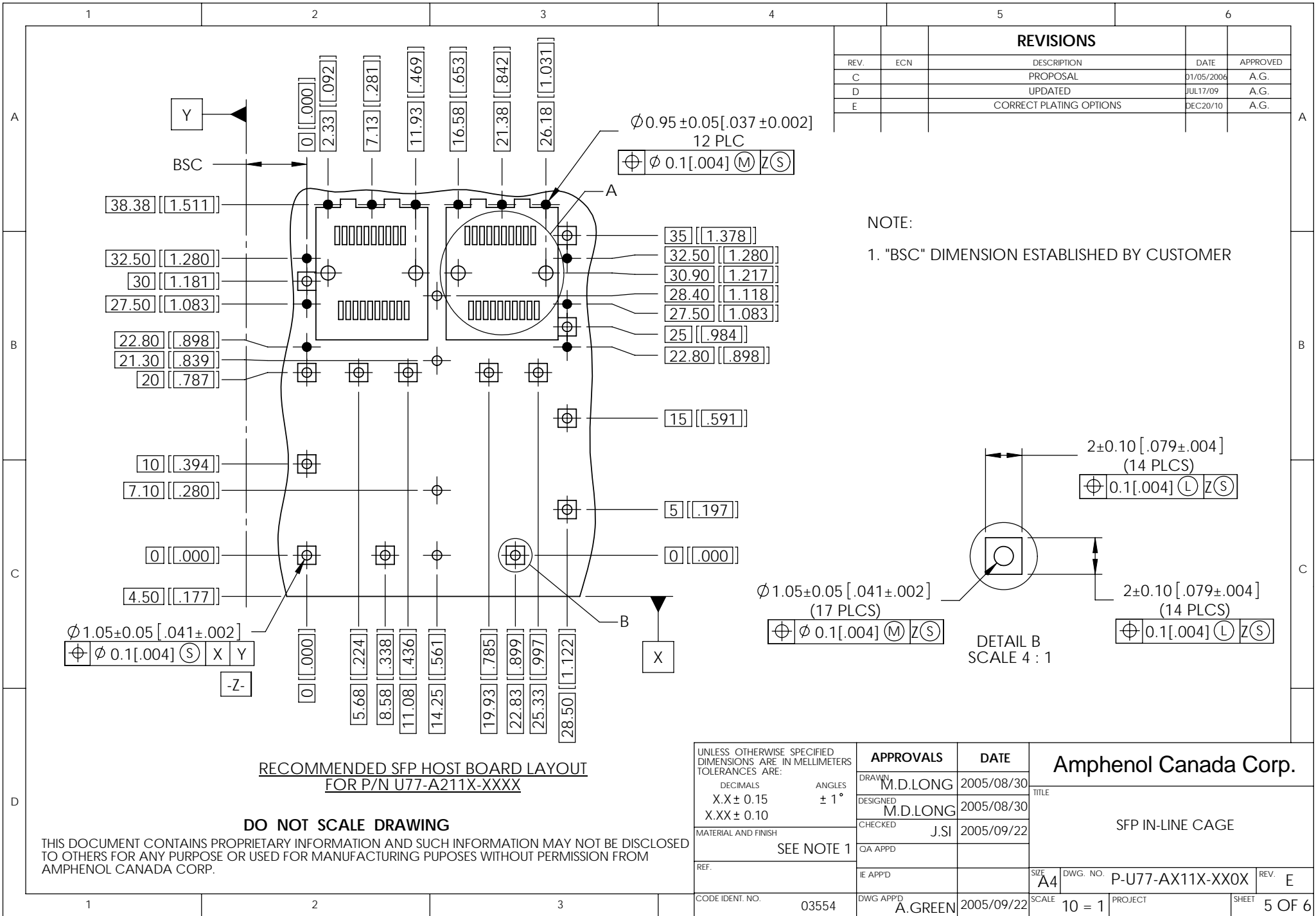


**RECOMMENDED SFP HOST BOARD LAYOUT
FOR P/N U77-A411X-XXXX**

DO NOT SCALE DRAWING

THIS DOCUMENT CONTAINS PROPRIETARY INFORMATION AND SUCH INFORMATION MAY NOT BE DISCLOSED TO OTHERS FOR ANY PURPOSE OR USED FOR MANUFACTURING PUPOSES WITHOUT PERMISSION FROM AMPHENOL CANADA CORP.

UNLESS OTHERWISE SPECIFIED DIMENSIONS ARE IN MELLIMETERS TOLERANCES ARE: DECIMALS ANGLES X.X ± 0.15 ± 1° X.XX ± 0.10		APPROVALS DRAWN: M.D.LONG DESIGNED: M.D.LONG CHECKED: J.SI QA APPD: IE APPD:		DATE 2005/08/25 2005/08/25 2005/09/22		Amphenol Canada Corp. TITLE SFP IN-LINE CAGE	
MATERIAL AND FINISH SEE NOTE 1		REF.		CODE IDENT. NO. 03554			
SCALE 10 = 1		DWG APPD: A.GREEN		2005/09/22		PROJECT SHEET 4 OF 6	



UNLESS OTHERWISE SPECIFIED DIMENSIONS ARE IN MILLIMETERS TOLERANCES ARE:		APPROVALS		DATE		Amphenol Canada Corp.	
DECIMALS	ANGLES	DRAWN	M.D.LONG	2005/08/30	TITLE		
X.X ± 0.15	± 1°	DESIGNED	M.D.LONG	2005/08/30	SFP IN-LINE CAGE		
X.XX ± 0.10		CHECKED	J.SI	2005/09/22			
MATERIAL AND FINISH		QA APPD				SIZE	
SEE NOTE 1						A4	
REF.		IE APPD				DWG. NO. P-U77-AX11X-XX0X	
CODE IDENT. NO. 03554		DWG APPD A.GREEN		2005/09/22		REV. E	
				SCALE 10 = 1		PROJECT SHEET 5 OF 6	

REVISIONS				
REV.	ECN	DESCRIPTION	DATE	APPROVED
C		PROPOSAL	01/05/2006	A.G.
D		UPDATED	JUL17/09	A.G.
E		CORRECT PLATING OPTIONS	DEC20/10	A.G.



DETAIL A
SCALE 3 : 1



SECTION C-C
SCALE 1 : 1

PART NUMBER	C
U77-A211X-XXXX	29.5[1.161]
U77-A411X-XXXX	58.0[2.283]
U77-A611X-XXXX	86.5[3.406]

RECOMMENDED BEZEL DESIGN

DO NOT SCALE DRAWING

THIS DOCUMENT CONTAINS PROPRIETARY INFORMATION AND SUCH INFORMATION MAY NOT BE DISCLOSED TO OTHERS FOR ANY PURPOSE OR USED FOR MANUFACTURING PUPOSES WITHOUT PERMISSION FROM AMPHENOL CANADA CORP.

UNLESS OTHERWISE SPECIFIED DIMENSIONS ARE IN MELLIMETERS TOLERANCES ARE:		APPROVALS		DATE		Amphenol Canada Corp.	
DECIMALS	ANGLES	DRAWN	M.D.LONG	2005/08/25	TITLE		
X.X ± 0.15	± 1°	DESIGNED	M.D.LONG	2005/08/25	SFP IN-LINE CAGE		
X.XX ± 0.10		CHECKED	J.SI	2005/09/22			
MATERIAL AND FINISH		QA APPD					
SEE NOTE 1		IE APPD					
REF.		DWG APPD		A.GREEN			
CODE IDENT. NO.		03554		2005/09/22			
SIZE	A4	DWG. NO.	P-U77-AX11X-XX0X		REV.	E	
SCALE	10 = 1	PROJECT			SHEET	6 OF 6	