

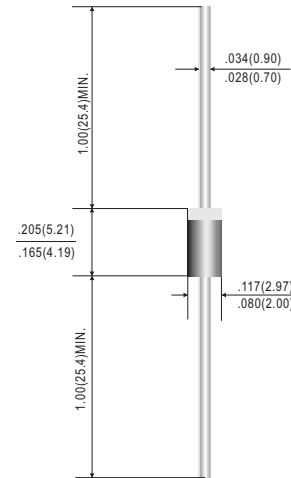
1.0AMP SCHOTTKY BARRIER RECTIFIERS

DO-41 PACKAGE



FEATURES

- * Ideal for surface mounted applications
- * Low leakage current
- * Metallurgically bonded construction
- * High reliability
- * RoHS product for packing code suffix "G"
- Halogen free product for packing code suffix "H"



MECHANICAL DATA

- * Case: Molded plastic
- * Epoxy: UL 94V-O rate flame retardant
- * Mounting position: Any
- * Weight: 0.33 grams

MAXIMUM RATINGS AND ELECTRICAL CHARACTERISTICS

Ratings at 25°C ambient temperature unless otherwise specified.
 Single phase half wave, 60Hz, resistive of inductive load.
 For capacitive load, derate current by 20%

RATINGS	SYMBOL	SR120	SR130	SR140	SR150	SR160	SR180	SR1100	SR1150	SR1200	UNIT
Marking Code		SR120	SR130	SR140	SR150	SR160	SR180	SR1100	SR1150	SR1200	
Maximum Recurrent Peak Reverse Voltage	V _{RRM}	20	30	40	50	60	80	100	150	200	Volts
Maximum RMS Voltage	V _{RMS}	14	21	28	35	42	56	70	105	140	Volts
Maximum DC Blocking Voltage	V _{DC}	20	30	40	50	60	80	100	150	200	Volts
Maximum Average Forward Rectified Current	I _O	1.0									Amps
Peak Forward Surge Current 8.3 ms single half sine-wave superimposed on rated load (JEDEC method)	I _{FSM}	30.0									Amps
Typical Thermal Resistance	R _{ΘJA}	70									°C/W
	R _{ΘJC}	40									°C/W
Typical Junction Capacitance	C _J	70			50		40		30		pF
Operating Temperature Range	T _J	-55 to +125									°C
Storage Temperature Range	T _{STG}	-55 to +150									°C

CHARACTERISTICS	SYMBOL	SR120	SR130	SR140	SR150	SR160	SR180	SR1100	SR1150	SR1200	UNIT	
Maximum Forward Voltage at 1.0A DC	@TA=25°C V _F	0.50			0.70		0.85		0.87		0.90	Volts
Maximum Average Reverse Current at	@TA=25°C	10.0					2.0					mAmps
Rated DC Blocking Voltage	@TA=100°C											

1.0AMP SCHOTTKY BARRIER RECTIFIERS

FIG. 1-TYPICAL FORWARD CURRENT DERATING CURVE

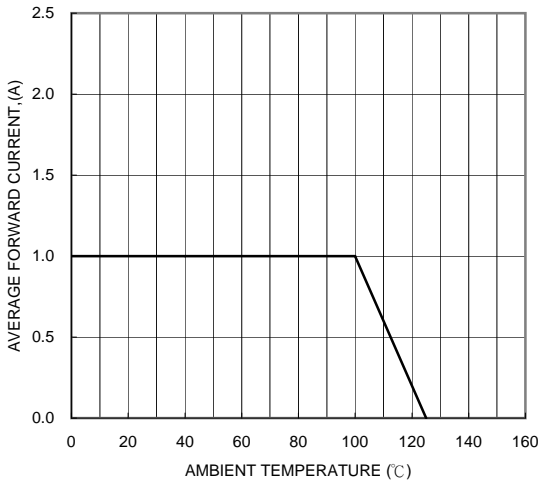


FIG. 2-TYPICAL FORWARD CHARACTERISTICS

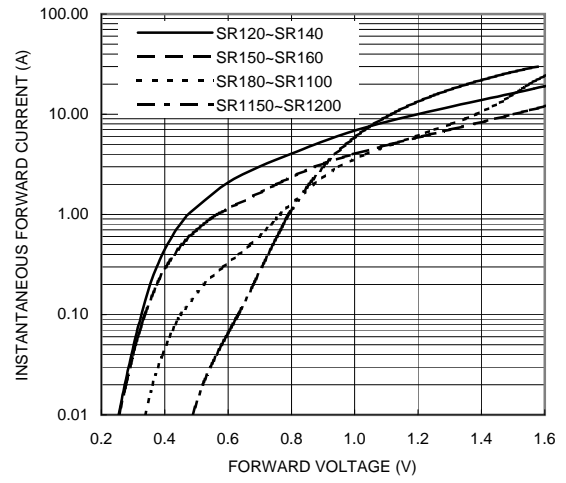


FIG. 3-MAXIMUM NON-REPETITIVE FORWARD SURGE CURRENT

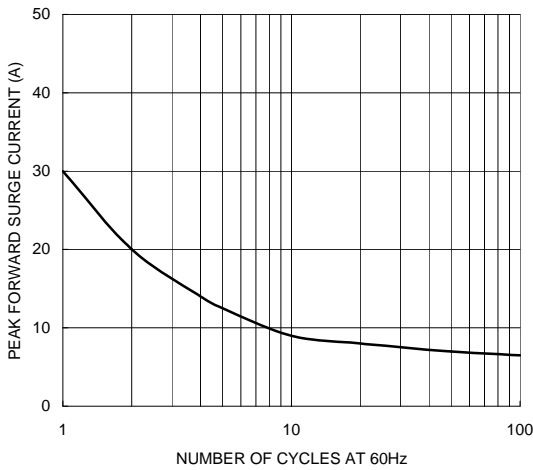


FIG. 4-TYPICAL REVERSE CHARACTERISTICS

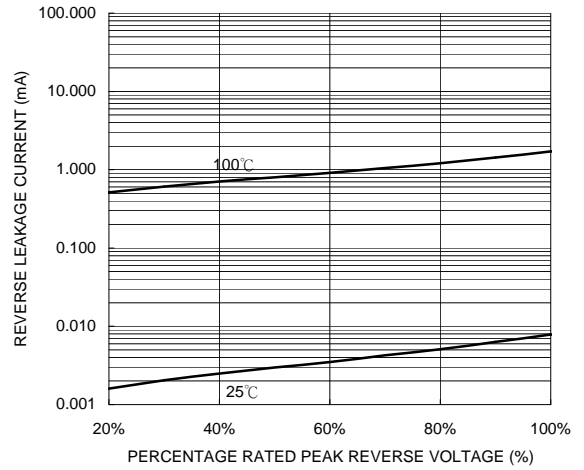


FIG. 5-TYPICAL JUNCTION CAPACITANCE

