



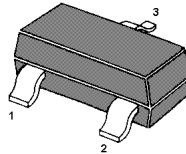
SEMICONDUCTOR

1SS184

SMALL SIGNAL SWITCHING DIODE

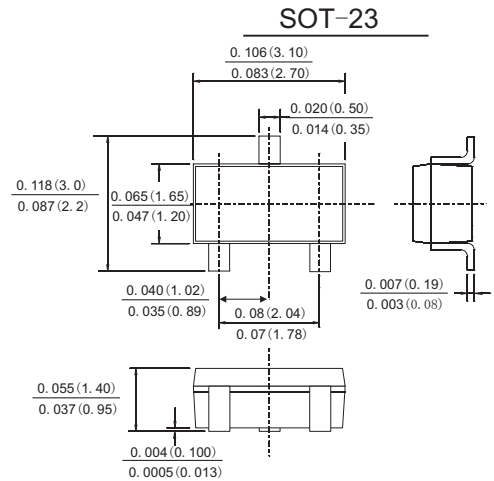
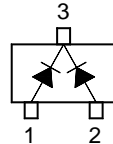
FEATURES

- Small package
- Low forward voltage
- Fast reverse recovery time
- Small total capacitance



MECHANICAL DATA

- Case: SOT-23 plastic case



Dimensions in inches and (millimeters)

MAXIMUM RATINGS AND ELECTRICAL CHARACTERISTICS

(Ratings at 25°C ambient temperature unless otherwise specified)

	Symbols	Value	Units
Maximum Peak Reverse Voltage	V_{RM}	85	V
Reverse Voltage	V_R	80	V
Average Forward Current	I_o	100	mA
Maximum Peak Forward Current	I_{FM}	300	mA
Peak Forward Surge Current(10ms)	I_{FSM}	2	A
Power dissipation	P_{tot}	150	mW
Junction temperature	T_J	150	°C
Storage temperature range	T_{STG}	-55 to +150	°C

ELECTRICAL CHARACTERISTICS

(Ratings at 25°C ambient temperature unless otherwise specified)

	Symbol	Min.	Typ.	Max.	Units
Forward voltage at $I_F=100mA$	V_F			1.2	V
Leakage current at $V_R=30V$	I_R			0.1	μA
Leakage current at $V_R=80V$	I_R			0.5	μA
Junction capacitance at $V_R=0V$ $f=1MHz$	C_J			3	pF
Reverse recovery time $I_F=10mA$	t_{rr}			4	ns

RATINGS AND CHARACTERISTIC CURVES 1SS184

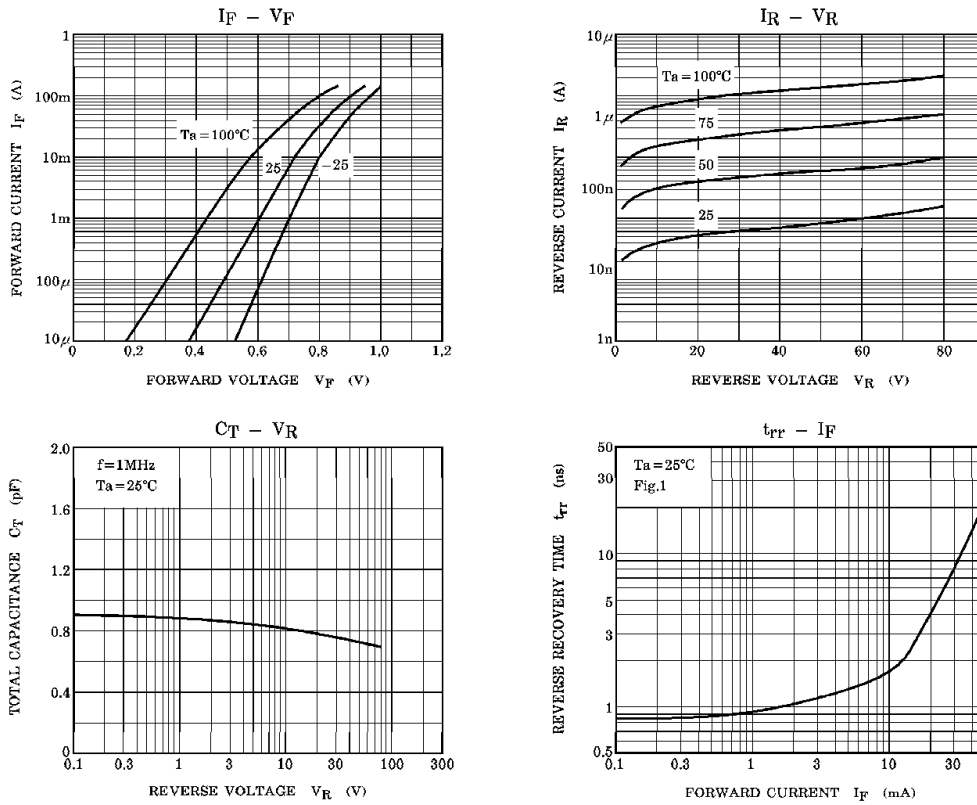


Fig.1 Reverse recovery time (t_{rr}) test circuit

