Rev	AWO #	Description	Date	Appr
-		RELEASED	11/22/04	

APPROVED: _____

DATE: _____ TITLE: _____

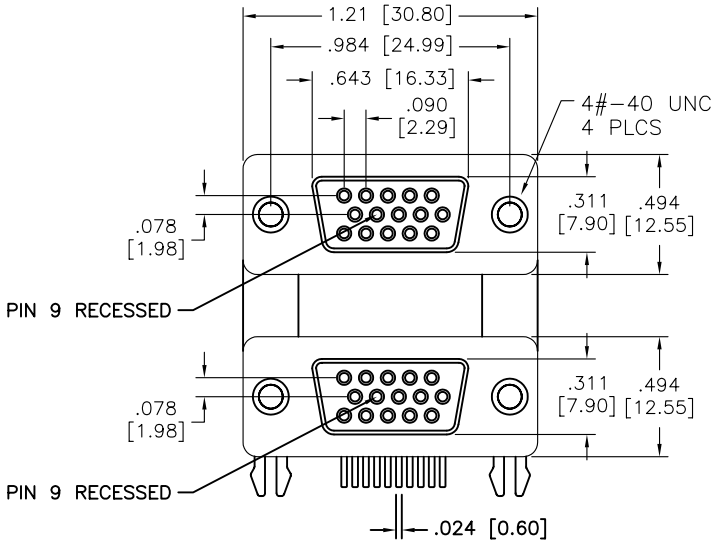

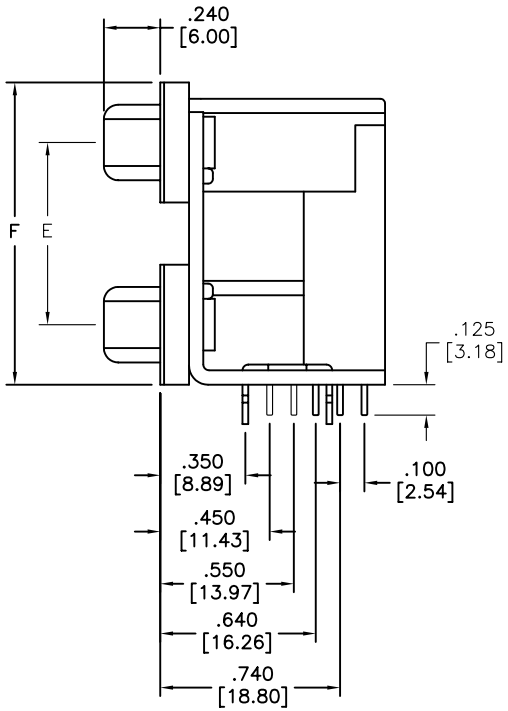

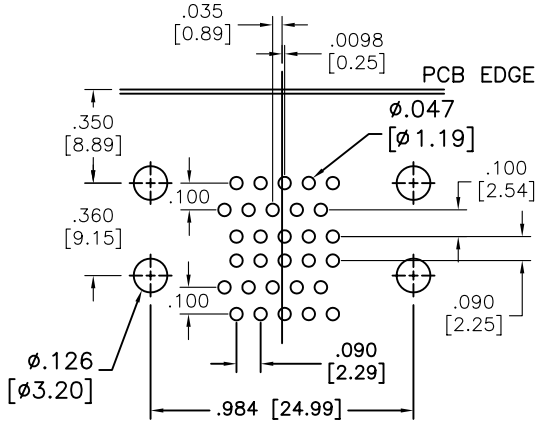

RECOMENDED PCB LAYOUT

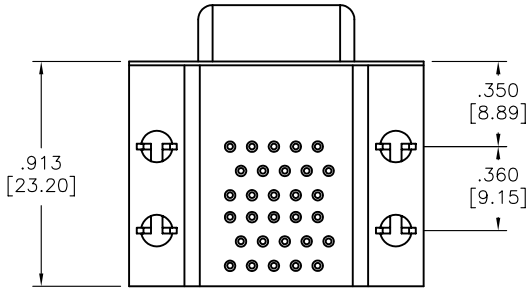

PORT SPACING	-X3	Plug Dimensions	
		E	F
.900 [22.86]	A3	.900 [22.86]	1.394 [35.41]
.750 [19.05]	B3	.750 [19.05]	1.244 [31.60]
.625 [15.88]	C3	.625 [15.88]	1.120 [28.43]

SPECIFICATIONS:
Material:
Insulator: PBT, glass reinforced, rated UL 94V-0
Insulator color: Blue, Pin #9 recessed
Contacts: Phosphor Bronze
Shell: Steel, Zinc plated
Plating:
Gold Flash over Nickel underplate overall
Electrical:
Operating voltage: 250 VAC max
Current rating: 5 Amps max
Contact resistance: 20 mohms max
Insulation resistance: 5000 Mohms min @ 500 VDC
Dielectric withstanding voltage: 1000 VAC for 1 minute
Temperature Rating:
Operating temperature: -65°C to +125°C
Environmental:
Lead free, RoHS compliant.
Recommended soldering temp: 230 for 5 sec.

RoHS COMPLIANT

UNLESS OTHERWISE SPECIFIED
ALL DIMENSIONS ARE INCHES [MM]
TOLERANCES: EXCEPT AS NOTED

INCHES		HOLES	
.X	± .10	Ø.X	±.10
.XX	± .020	Ø.XX	±.015
.XXX	± .015	Ø.XXX	±.010

APPROVALS		DATE
DRAWN	SS	5/25/05
CHECKED		
APPROVED		

ADAM TECH
909 Rahway Avenue, Union, NJ 07083
Phone: 908-687-5000 Fax: 908-687-5710

TITLE: DUAL PORT D-SUB, RIGHT ANGLE, HDVG FEMALE / HD FEMALE, 15 POSITION

SIZE	PART NO.	REV.
X	DPD-HDVG15/HDVG15-00-X3	-

REF: | SCALE: NTS | SHEET 1 OF 1