


Glass Passivated Bridge Rectifiers

GBJ35005-G Thru. GBJ3510-G


Reverse Voltage: 50 to 1000V

Forward Current: 35 A

RoHS Device

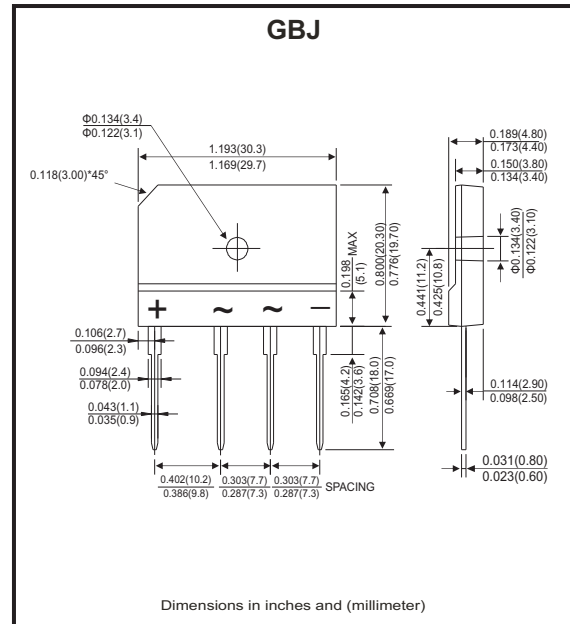


Features

- Rating to 1000V PRV.
- Ideal for printed circuit board.
- Low forward voltage drop.
- High current capability.
- UL recognized file # E349301 

Mechanical Data

- Epoxy: UL 94V-0 rate flame retardant.
- Case: Molded plastic, GBJ
- Mounting position: Any
- Weight: 6.81grams



Maximum ratings and electrical characteristics

Rating at 25°C ambient temperature unless otherwise specified.
Single phase, half wave, 60Hz, resistive or inductive load.
For capacitive load, derate current by 20%

Parameter	Symbol	GBJ 35005-G	GBJ 3501-G	GBJ 3502-G	GBJ 3504-G	GBJ 3506-G	GBJ 3508-G	GBJ 3510-G	Unit	
Maximum recurrent peak reverse voltage	V_{RRM}	50	100	200	400	600	800	1000	V	
Maximum RMS voltage	V_{RMS}	35	70	140	280	420	560	700	V	
Maximum DC blocking voltage	V_{DC}	50	100	200	400	600	800	1000	V	
Maximum average forward (with heatsink Note2) rectified current @Tc=100°C (without hestsink)	$I_{(AV)}$					35				A
Peak forward surage current , 8.3ms single half sine-wave super imposed on rated load (JEDEC Method)	I_{FSM}					400				A
Maximum forward voltage at 17.5A DC	V_F					1.1				V
Maximum DC reverse current @Tj=25°C at rated DC blocking voltage @Tj=125°C	I_R					10				μA
I^2t rating for fusing (t<8.3ms)	I^2t					510				A ² s
Typical junction capacitance per element (Note 1)	C_J					85				pF
Typical thermal resistance (Note 2)	$R_{\theta JC}$					0.6				°C/W
Operating temperature range	T_J					-55 to +150				°C
Storage temperature range	T_{STG}					-55 to +150				°C

Notes:

1. Measured at 1.0MHz and applied reverse voltage of 4.0V DC.
2. Device mounted on 300mm*300mm*1.6mm Cu plate heatsink.

Company reserves the right to improve product design , functions and reliability without notice.

REV: A

Rating and Characteristics Curves (GBJ35005-G Thru. GBJ3510-G)

Fig.1 - Forward Current Derating Curve

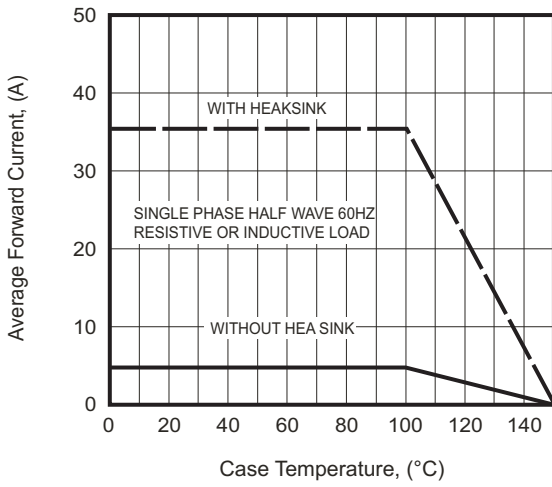


Fig.2 - Maximum Non-Repetitive Surge Current

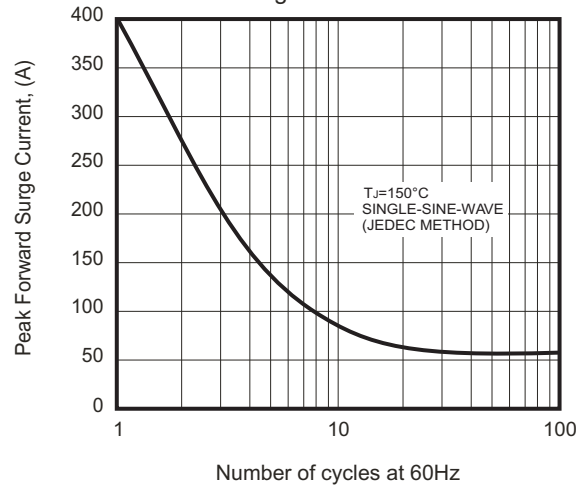


Fig.3 - Typical Reverse Characteristics

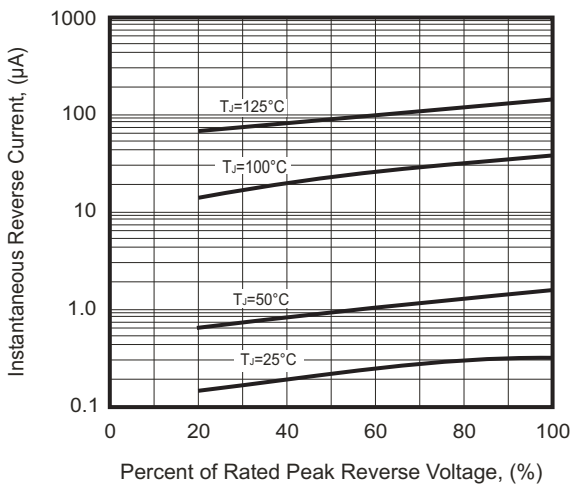
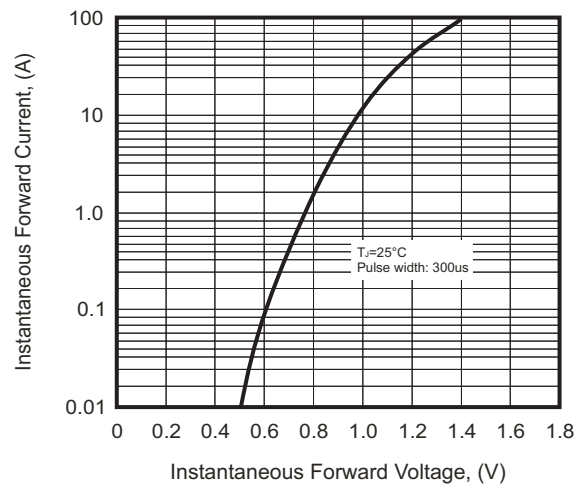
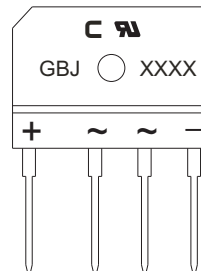


Fig.4 - Typical Forward Characteristics



Marking Code

Part Number	Marking code
GBJ35005-G	GBJ35005
GBJ3501-G	GBJ3501
GBJ3502-G	GBJ3502
GBJ3504-G	GBJ3504
GBJ3506-G	GBJ3506
GBJ3508-G	GBJ3508
GBJ3510-G	GBJ3510



XXX / XXXX = Product type marking code

C = Compchip Logo

Standard Packaging

Case Type	TUBE PACK	
	TUBE (pcs)	Carton (pcs)
GBJ	15	750