


IS Series

Ultra Low Profile Power Resistors



FEATURES

- Heatsinkable
- Low profile
- High power
- Pulse handling capability
- Non-flammable
- Low inductances
- Available with fast-on terminals or wire leads
- Rugged construction
- Ultra low profile thick-film on steel
- 175W to 270W sizes
- Single fixing heatsink mountable

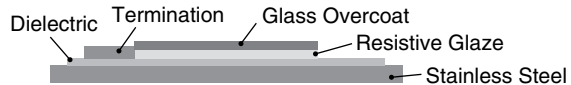
USES

- Braking resistors
- In-rush current limiter
- Bleeder resistor
- Power switching
- Soft charging

SERIES SPECIFICATIONS

Type	Power Rating (watts)	Resistance Range (Ω)	Tolerance
IS175	175	5 Ω to 10K Ω	10%, 20%
IS200	200	5 Ω to 10K Ω	10%, 20%
IS250	250	5 Ω to 10K Ω	10%, 20%
IS270	270	5 Ω to 10K Ω	10%, 20%

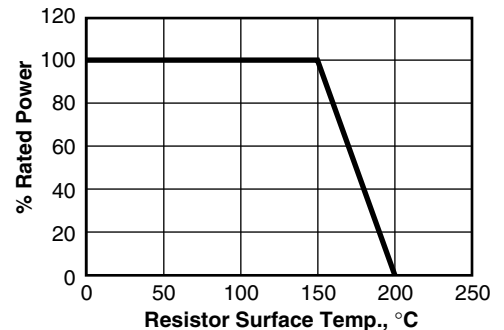
Construction



CHARACTERISTICS

TCR	<250ppm (surface temp less than 150°C)
Maximum element temperature	365°C
Working voltage	Not to exceed 300V
Over-voltage rating	5X rated power for up to for up to 1 second
Resistive element	Film
Derating	element surface temp. at 100% to 0% power at 200°C surface temp.
Power rating	dependent on mounting and heatsink thermal capacity
Hot spot surface temperature	200°C max.
Pulsed load at full pulse power rating 1,000 cycles	Max. 1% Δ R; (see Fig 1) Mounted on a 0.06°C/W heatsink with forced air cooling, air temperature 25°C (ref AH32430 12" long)
Solder	Silver solder is recommended for IS Series resistors. Leaching of the silver in the termination will occur if non-silver solder is used. 60/40 tin-lead solders are not recommended for use with the IS Series product.
Screw torque	3.5 Nm

Derating



THIS PRODUCT IS DESIGNED FOR USE WITH PROPER HEATSINKING.

Maximum base plate temperature of the resistor must be monitored and kept within specified limits to establish the power rating. Best technique is to attach a thermocouple to the side of the base plate of the resistor.

(continued)

IS Series

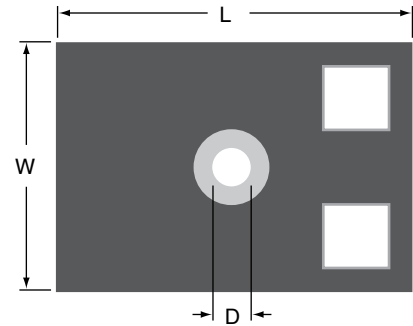
Ultra Low Profile Power Resistors

DIMENSIONS

(in/mm)

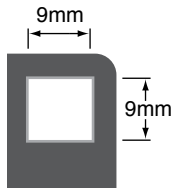
Thickness: 0.050 in. ±0.015 / 1.27mm

Type	Wattage	L ±0.2mm	W ±0.2mm	ØD nom.	Wt. nom (oz/g)
IS175	175	1.94/49.30	1.41/35.90	0.13/3.20	0.44/12.60
IS200	200	2.40/61.00	1.60/40.60	0.21/5.30	0.60/17.10
IS250	250	4.00/101.60	2.76/70.00	0.21/5.30	1.78/50.80
IS270	270	4.80/122.00	2.76/70.00	0.21/5.30	2.12/60.70

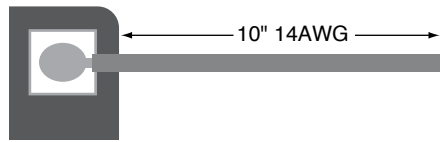


TERMINATION OPTIONS

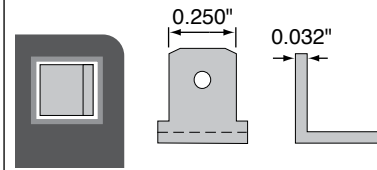
Solder pad only
SnAg (96S)



Flying leads



Push-on
connectors



ORDERING INFORMATION

				Tolerance	
				K = 10%	RoHS
				M = 20%	Compliant
IS 200 C 47 R K E					
Series	Wattage	Termination	Resistance		
Insulated	175	A = Tinned pad	3 digits		
Steel	200	B = Soldered lead	47R = 47Ω		
	250	C = Fast on terminal			
	270				