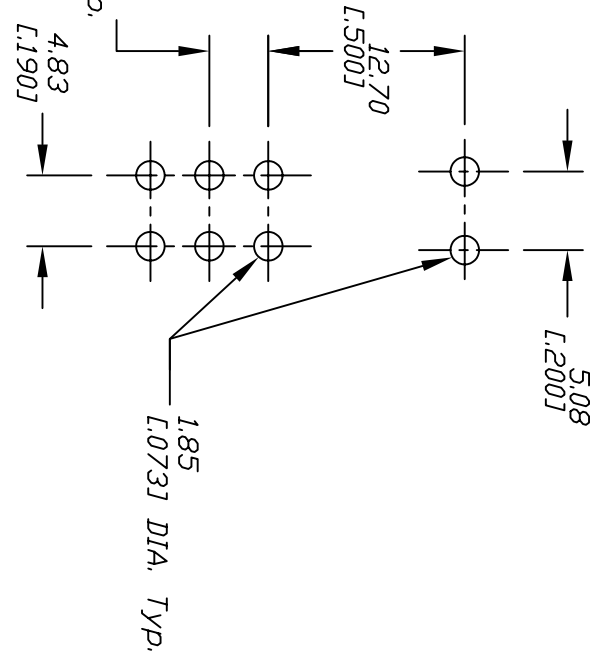
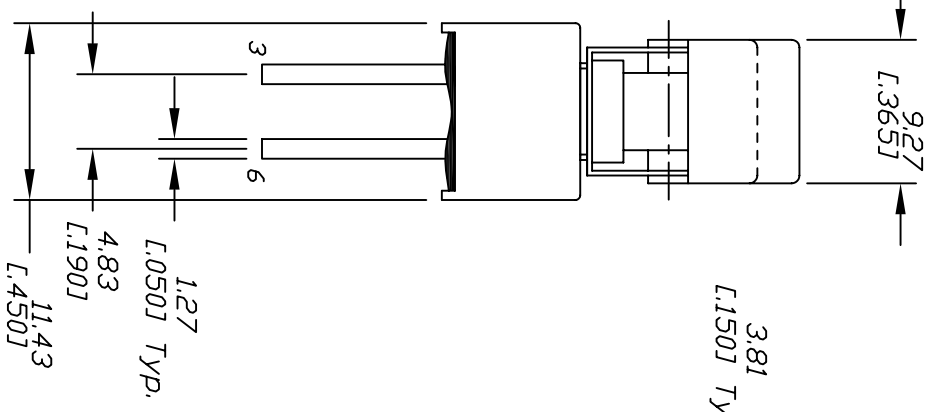
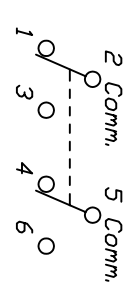


- NOTES: (B)
1. ALL DIMENSIONS IN: MM (INCH)
 2. GENERAL TOLERANCE: XX±0.4, XXX±0.25
 3. TERMINAL NUMBERS FOR REFERENCE ONLY.
 4. PLATING MATERIAL: SILVER
 5. RATING: 5A @ 120VAC OR DC
2A @ 250VAC
 6. ELECTRICAL LIFE: 30,000 MAKE AND BREAK CYCLES.
 7. INSULATION RESISTANCE: 1,000MΩ MIN.
 8. DIELECTRIC STRENGTH: 1,000 V RMS@SEA LEVEL
 9. OPERATING TEMP: -30°C TO 85°C



RECOMMEND P.C.B. LAYOUT



CIRCUIT: DPDT

CONTACT CONFIGURATION

SWITCH FUNCTION		
POS. 1	POS. 2	POS. 3
DN	NONE	DN
2-3-5-6	OPEN	2-1,5-4

E-SWITCH

REV.	REV.	DESCRIPTION	DATE	CHK
C	15430	DIM FROM 356	10/21/05	PH
B	15371	UPDATED DRAWING CHANGED NOTED	10/14/05	PH
A		RELEASED DRAWING FOR PRODUCTION		
REV.	REV.	DESCRIPTION	DATE	CHK

TITLE		SCALE	DATE	DR	DWG	REV
300A WDP-1 J1 (BK.) M7 Q E		2:1	3/31/98	MM	T301020	C

THE INFORMATION CONTAINED IN THIS DOCUMENT IS PROPRIETARY TO E-SWITCH AND IS NOT TO BE COPIED OR TRANSFERRED