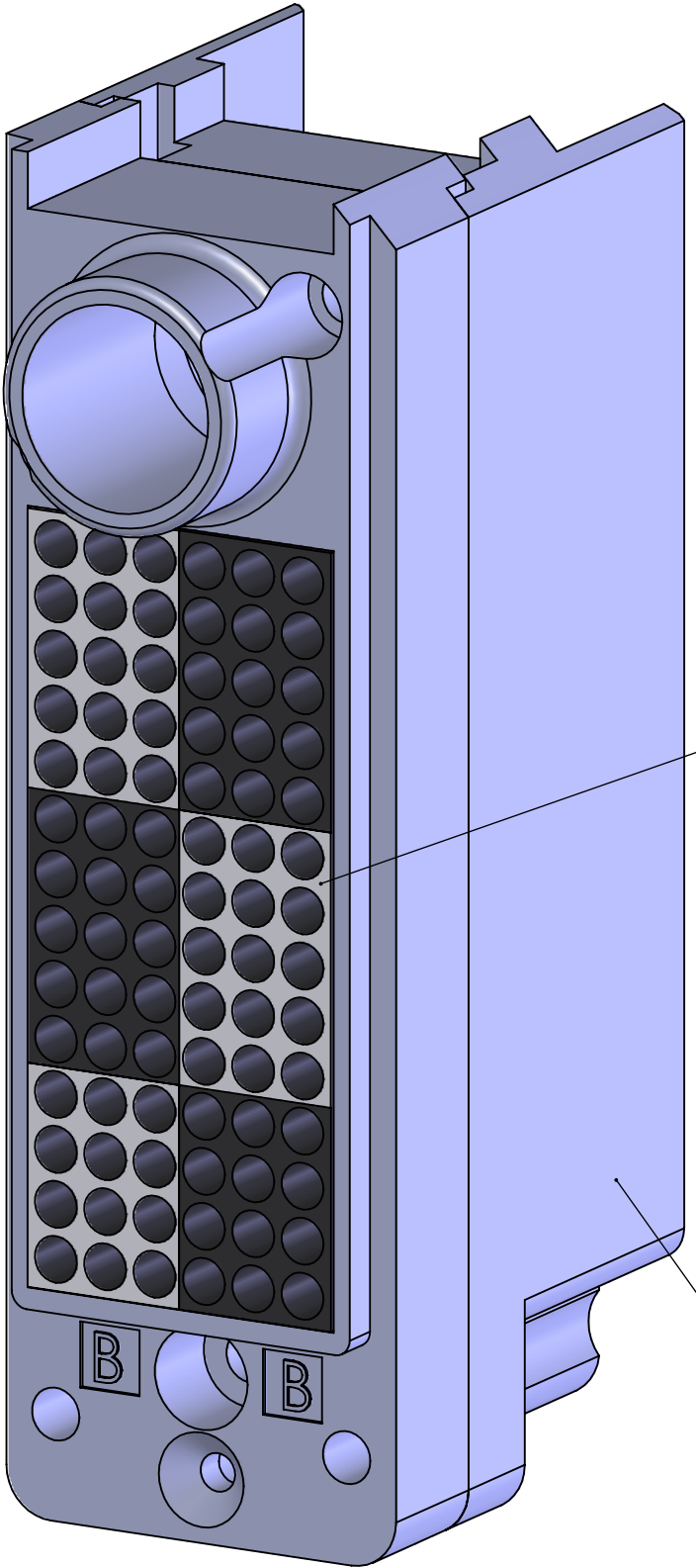



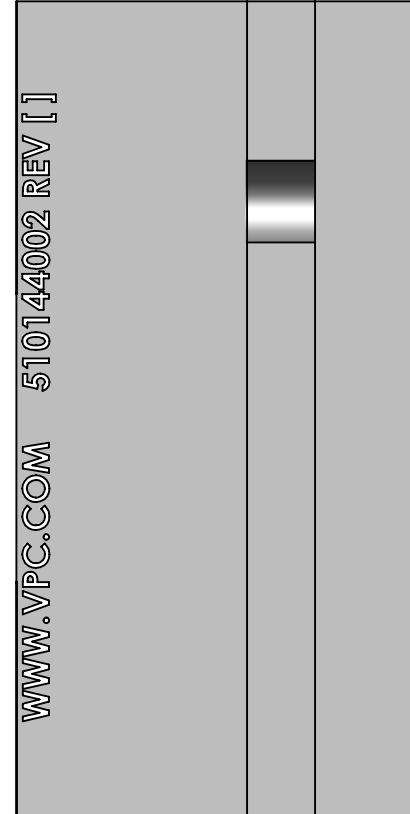

THE INFORMATION CONTAINED HEREIN IS THE EXCLUSIVE PROPERTY OF VIRGINIA PANEL CORPORATION AND IS SUBMITTED FOR USE BY THE CUSTOMER ONLY. THE DATA SHALL NOT BE DUPLICATED, USED, OR DISCLOSED IN WHOLE OR IN PART FOR ANY PURPOSE OTHER THAN TO MAINTAIN THE EQUIPMENT PROVIDED.

REV	DESCRIPTION	DATE	ENGINEER
D	ECN #6756	7/14/16	R HERRON



KEYED TO INSURE PROPER INSTALLATION

ORIENT MODULE IN FRAME CAVITY AS SHOWN



3. MODULE MATERIAL - BLACK THERMOPLASTIC

2 i2 EMI ITA FRAME SOLD SEPARATELY

1. FOR APPLICATION USE AND CARE INFORMATION CONSULT VPC USERS GUIDE @ WWW.VPC.COM

NOTES:

RELATIVE CONNECTOR POSITIONS AND WIRE ROUTING ARE GENERIC AND MAY VARY WITH PINOUT

DIMENSIONS ARE SHOWN AS:
[MILLIMETERS]
INCHES

CUSTOMER DRAWING

**i2 MX ITA INSERT
84 POS QPDL**

DWG.NO.	REV	
510144002	D	
SCALE	CAGE CODE	SHEET
3:1	18117	1 OF 1