

8A05 THRU 8A10

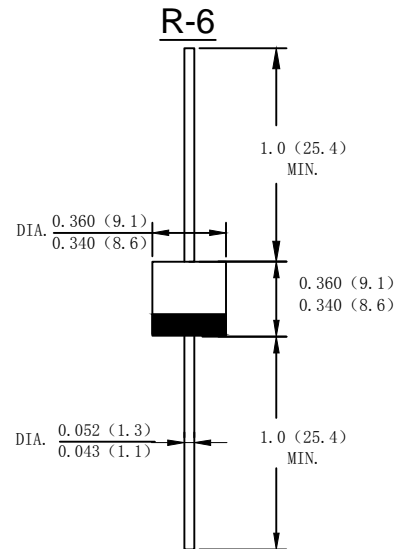
8.0 AMP. Plastic Silicon Rectifiers

Features

- Low forward voltage drop
- High current capability
- High reliability
- High surge current capability
- Plastic material-UL flammability 94V-0

Mechanical Data

- Case: Molded plastic R-6
- Terminals: Plated leads solderable per MIL-STD-202, Method 208 guaranteed
- Polarity: Color band dented cathode end
- Mounting Position: Any
- Making: Type Number
- Lead Free: For RoHS/Lead Free Version



Dimensions in inches and (millimeters)

Maximum Ratings and Electrical Characteristics

Rating at 25°C ambient temperature unless otherwise specified

Single phase, half wave, 60Hz, resistive or inductive load

For capacitive load derate current by 20%

Type Number	SYMBOL	8A05	8A1	8A2	8A4	8A6	8A8	8A10	Unit
Maximum Recurrent Peak Reverse Voltage	V_{RRM}	50	100	200	400	600	800	1000	V
Maximum RMS Voltage	V_{RMS}	35	70	140	280	420	560	700	V
Maximum DC Blocking Voltage	V_{DC}	50	100	200	400	600	800	1000	V
Maximum Average Forward Rectified Current. 375" (9.5mm) lead length @ $T_A=60^\circ\text{C}$	I_o	8.0							A
Peak Forward Surge Current 8.3ms Single half sine-wave superimposed on rated load (JEDEC Method)	I_{FSM}	250							A
Forward Voltage @ $I_F=8.0\text{A}$	V_{FM}	1.1							V
Peak Reverse Current @ $T_A=25^\circ\text{C}$	I_R	5.0							uA
At Rated DC Blocking Voltage @ $T_A=100^\circ\text{C}$		100							
Typical Junction Capacitance (Note 1)	C_J	100							pF
Typical Thermal Resistance Junction to Ambient (Note 2)	$R_{\theta JA}$	8							$^\circ\text{C/W}$
Operating Temperature Range	T_J	-55 to +125							$^\circ\text{C}$
Storage Temperature Range	T_{STG}	-55 to +150							$^\circ\text{C}$

Note: 1. Measured at 1.0 MHz and Applied reverse Voltage of 4.0V D.C

2. Leads maintained at ambient temperature at a distance of 9.5mm from the case

8A05 THRU 8A10

FIG. 1 – FORWARD CURRENT DERATING CURVE

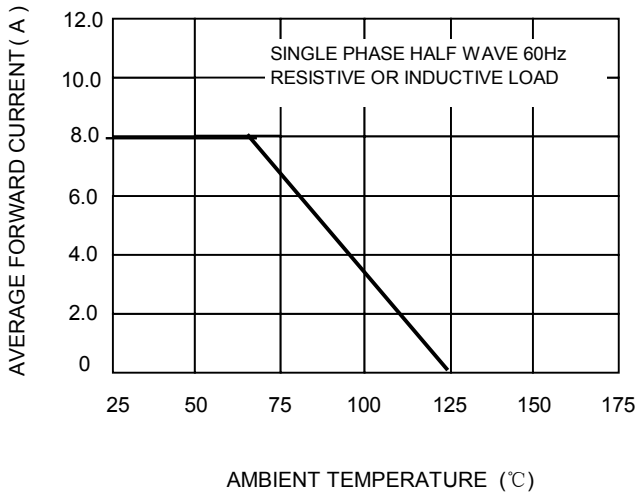


FIG.2-TYPICAL FORWARD CHARACTERISTICS

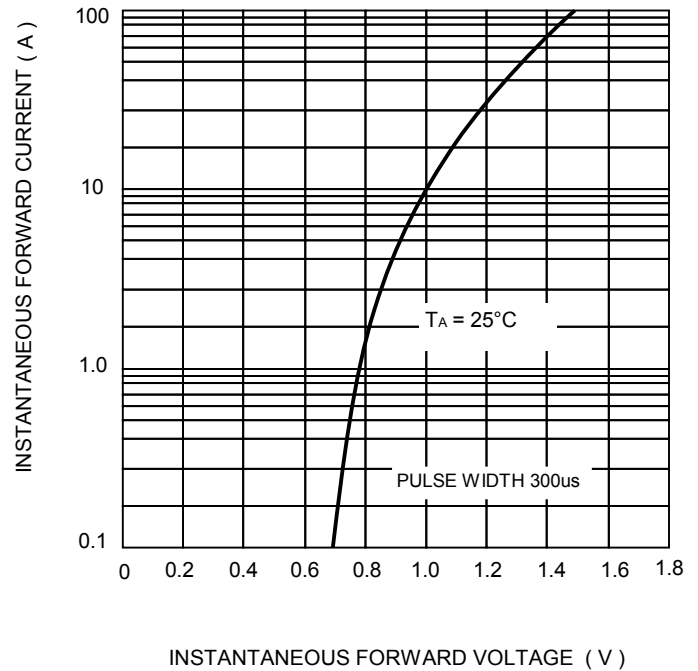


FIG. 3 – MAXIMUM NON-REPETITIVE SURGE CURRENT

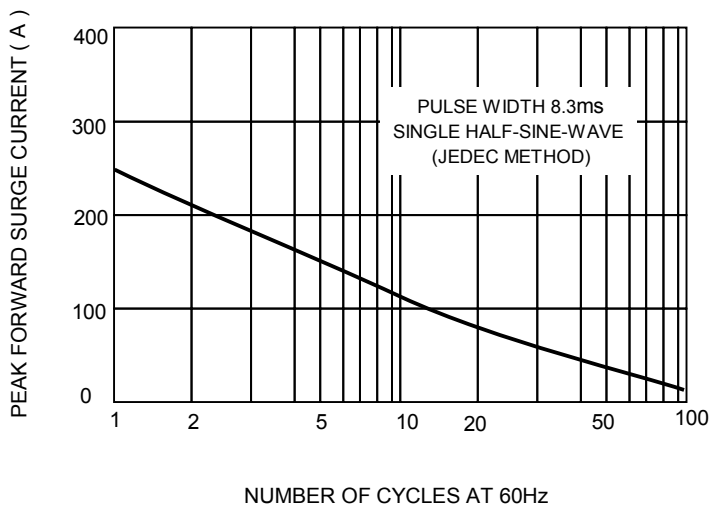


FIG.4 – TYPICAL JUNCTION CAPACITANCE

