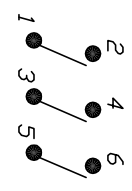
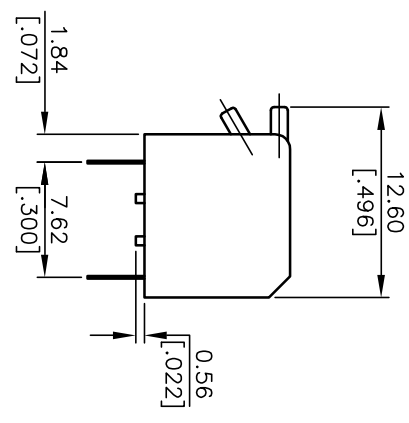


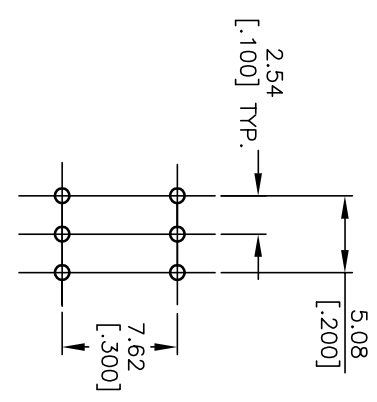
NOTES:

1. ALL DIMENSIONS IN MM
2. GENERAL TOLERANCE: X.X=±0.4
X.XX=±0.25
3. TERM. NOS. FOR REFERENCE ONLY.
4. CONTACT RATINGS: 25mA @24VDC.
5. MATERIAL: (TERMINALS/CONTACTS):
PHOSPHOR BRONZE w/Gold Plate over
Nickel Plate
6. INSULATION RESISTANCE:
100Mega-OHMS min @500VDC
7. CONTACT RESISTANCE (INITIAL):
50mILLI-OHMS @2-4VDC @100mA
8. OPERATING FORCE: 1000gf max.
9. TRAVEL: 2mm typical
- ▲10. SWITCHES SUPPLIED WITH TAPE SEAL.
- ▲11. SWITCHES SUPPLIED IN DISPENSING TUBES WITH ALL POLES IN THE "OFF" POSITION.
12. ▲ DENOTES CRITICAL PARAMETER.



CONTACT CONFIGURATION

*(Pos. 1 Denotes Pin No. 1)



RECOMMEND P.C.B. LAYOUT -FOR 3 Pos.

A	13336	RELEASED FOR PRODUCTION	7/31/03	CHKD
REV.	ECN No.	DESCRIPTION	DATE	CHKD

TITLE				
KAP1103ET				
SCALE	DATE	DR	DWG	REV
2:1	7/31/03	AR	N411033	A



THE INFORMATION CONTAINED IN THIS DOCUMENT IS PROPRIETARY TO E-SWITCH AND IS NOT TO BE COPIED OR TRANSFERRED