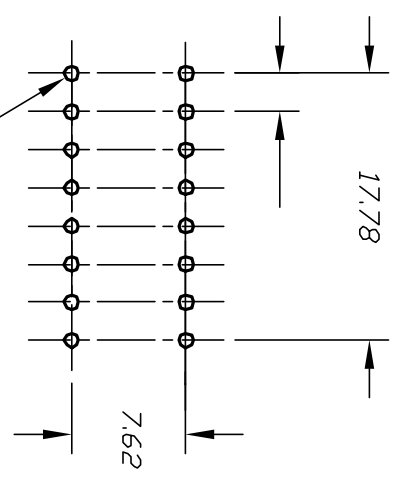
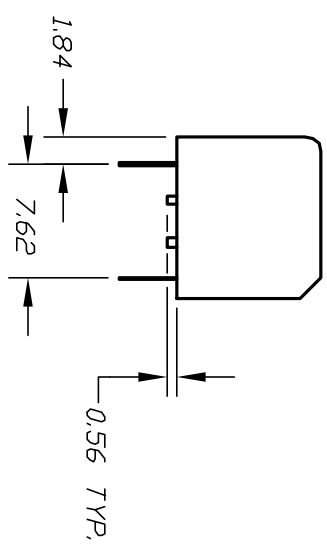
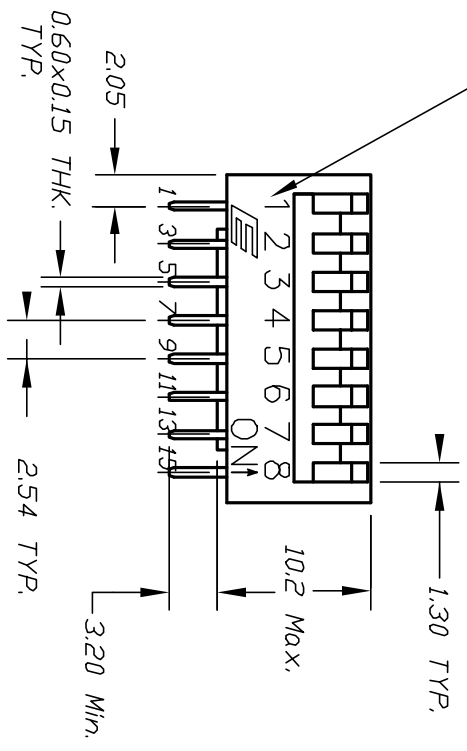
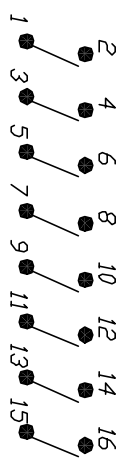


Pos. 1 Designate  
Pin #1 Location



RECOMMEND P.C.B. LAYOUT



CONTACT CONFIGURATION

\* (Pos. 1 Denotes Pin No. 1)

- NOTES:
1. ALL DIMENSIONS IN MM
  2. TERM. NOS. FOR REF ONLY
  3. SWITCHES SUPPLIED IN DISPENSING TUBES WITH ALL POLES IN THE **OFF** POSITION.

**E-SWITCH**®

A		RELEASED FOR PRODUCTION	2/4/02	CHKD	TITLE		KAP1108V (8 Pos. DIP Switch)	
REV.		DESCRIPTION	DATE	CHKD	SCALE	DATE	DR	DWG
		THE INFORMATION CONTAINED IN THIS DOCUMENT IS PRELIMINARY TO E-SWITCH AND IS NOT TO BE COPIED OR TRANSMITTED			2:1	12/3/96	MM	N411087
TOLERANCES								
0.0		±0.4						
0.00		±0.25						
				REV		A		