

DUAL SCHOTTKY RECTIFIERS

REVERSE VOLTAGE: 20 - 60 V
FORWARD CURRENT: 20 A

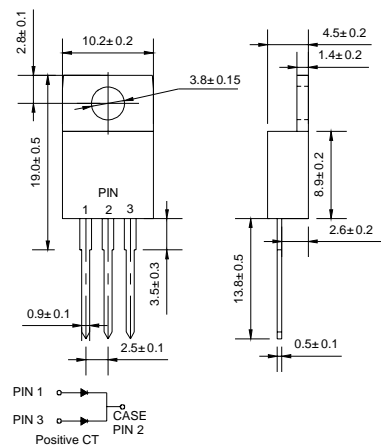
FEATURES

- ◇ Metal-Semiconductor junction with guard ring
- ◇ Epitaxial construction
- ◇ For use in low voltage,high frequency inverters free wheeling,and polarity protection applications
- ◇ Low forward voltage drop,low switching losses
- ◇ High surge capability
- ◇ The plastic material carries U/L recognition 94V-0

MECHANICAL DATA

- ◇ Case:JEDEC TO--220AB,molded plastic
- ◇ Terminals: Leads ,solderable per MIL- STD-202, Method 208
- ◇ Polarity: As marked
- ◇ Weight: 0.08ounce, 2.24 grams
- ◇ Mounting position: Any

TO-220AB



Dimensions in millimeters

MAXIMUM RATINGS AND ELECTRICAL CHARACTERISTICS

Ratings at 25°C ambient temperature unless otherwise specified.

Single phase,half wave,60 Hz,resistive or inductive load. For capacitive load,derate by 20%.

		SR 2020CT	SR 2030CT	SR 2040CT	SR 2050CT	SR 2060CT	UNITS
Maximum recurrent peak reverse voltage	V_{RRM}	20	30	40	50	60	V
Working peak reverse voltage	V_{RMS}	14	21	28	35	42	V
Maximum DC blocking voltage	V_{DC}	20	30	40	50	60	V
Maximum average forward rectified current 9.5mm lead length, @ $T_A=100^\circ C$	$I_{F(AV)}$	20.0					A
Peak forward surge current 8.3 ms single half sine-wave superimposed on rated load (JEDEC Method) @ $T_J=125^\circ C$	I_{FSM}	150.0					A
Maximum instantaneous forward voltage per leg @ 10A(Note1)	V_F	0.65			0.75		V
Maximum reverse current @ $T_A=25^\circ C$ at rated DC blocking voltage @ $T_A=100^\circ C$	I_R	1.0 50.0					mA
Operating junction temperature range	T_J	-55 --- +150					°C
Storage temperature range	T_{STG}	-55 --- +150					°C

Note: 1. Pulse test:300us pulse width,1% duty cycle.

FIG.1 – FORWARD CURRENT DERATING CURVE

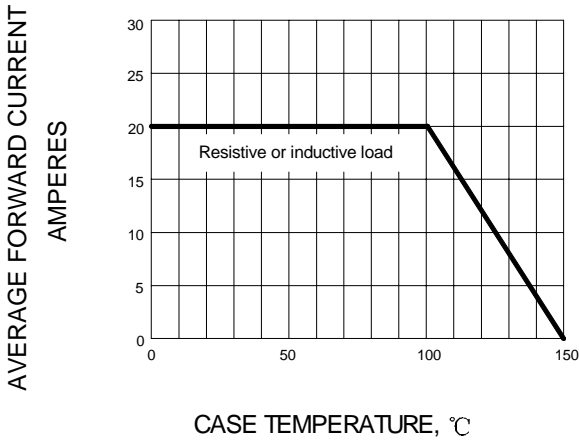


FIG.2 – TYPICAL REVERSE CHARACTERISTICS PER LEG

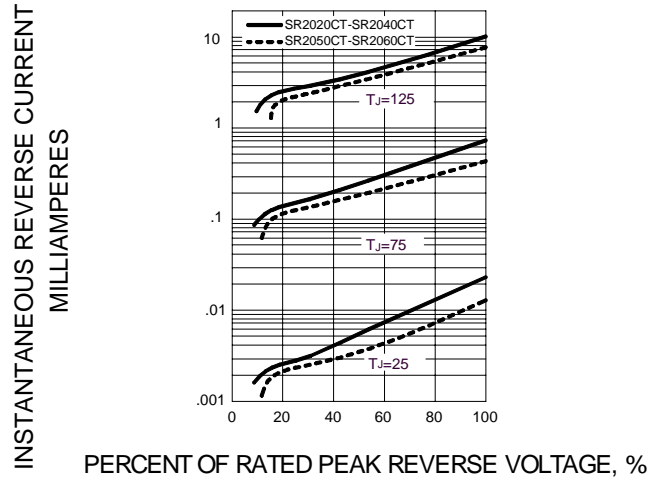


FIG.3 – TYPICAL INSTANTANEOUS FORWARD CHARACTERISTICS PER LEG

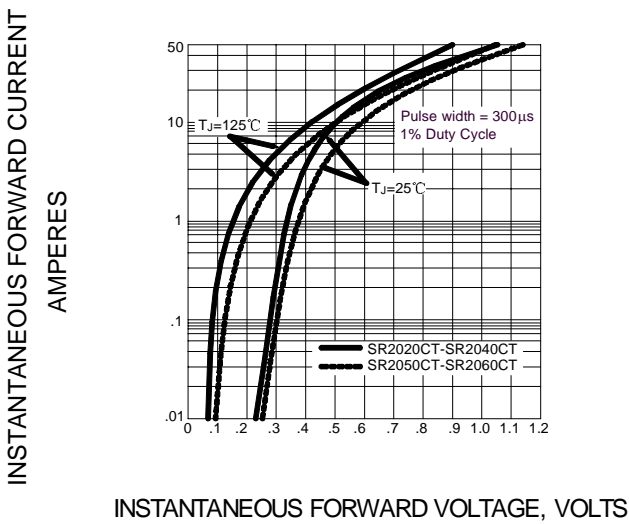


FIG.4 – PEAK FORWARD SURGE CURRENT

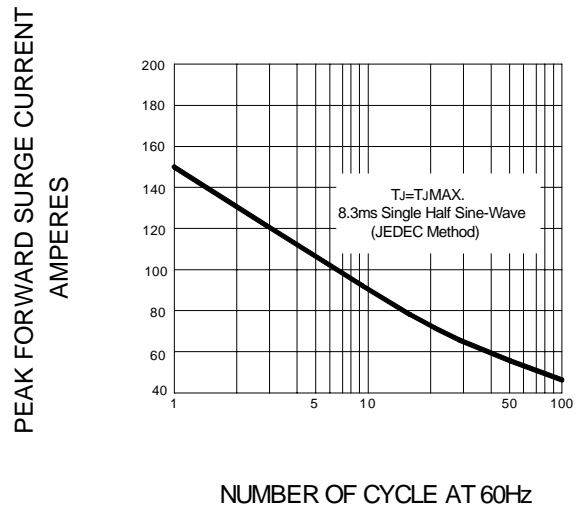


FIG.5 – TYPICAL JUNCTION CAPACITANCE

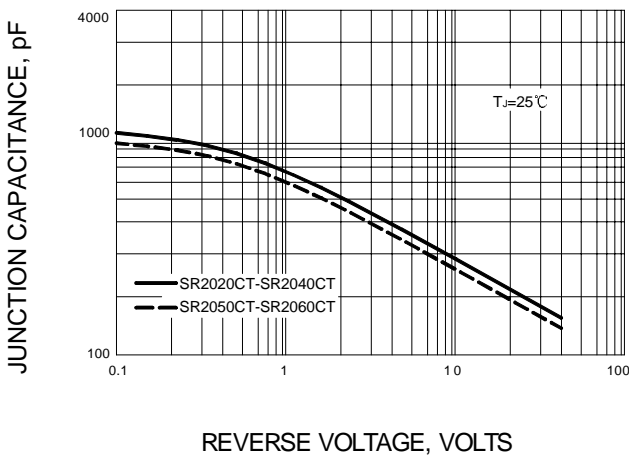


FIG.6 – TYPICAL TRANSIENT THERMAL IMPEDANCE

