

INTRODUCTIONS

- AR series is designed as a high performance, two-stage filter for low impedance load with better noise attenuation than AK series in low frequency applications such as switching power supplies.
- Fuse holder designed for one IEC 5x20mm fuse. Safety interlock prevents fuse removal with line plug inserted (Use only with 250V fuse).
- All part numbers are UL recognized, CSA certified and VDE approved.
- Switch electrical lifetime: 10,000 cycles.
Maximum inrush current: 50A.

COMPONENTS

PART NO.	C1 (uF)	L1 (mH)	L2 (mH)	Cy (pF)	R (Ω)
03AR1/2/3	0.1	1.5	9	2200	1M
03AR2D/3D	0.033	9	1.5		
06AR1/2/3	0.1	0.7	2.5	3300	2.2M
06AR2D/3D	0.015	2.5	0.7		
06AR4	0.1	0.7	2.5		

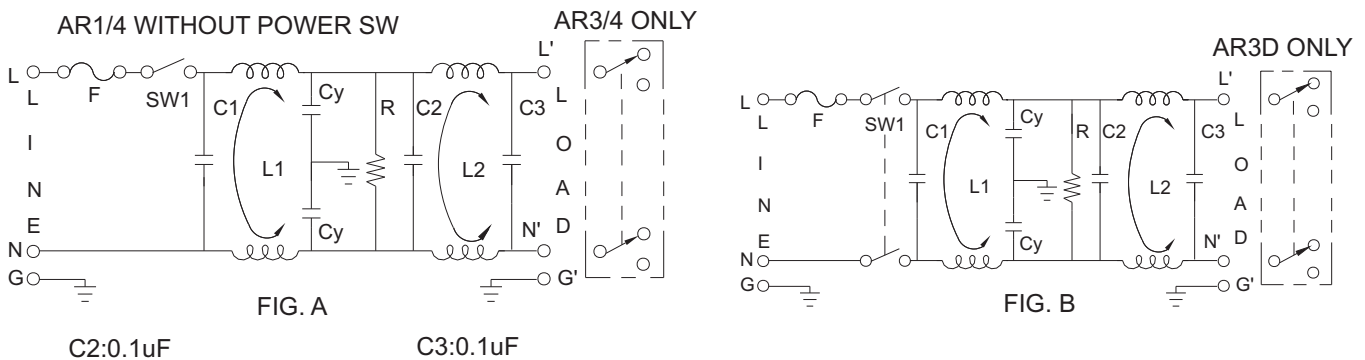
SPECIFICATIONS

- Maximum leakage current each
line-to-ground @ 115VAC 60Hz: 0.25mA
@ 250VAC 50Hz: 0.45mA
- Hipot rating (one minute)
line-to-ground: 2250VDC
line-to-line: 1450VDC
- Operating frequency: 50/60Hz
- Rated voltage: 115/250VAC

MINIMUM INSERTION LOSS IN dB

COMMON MODE (L-G) IN 50 OHM SYSTEM						
CURRENT RATING	FREQUENCY-MHz					
	.15	.50	1.0	5.0	10	30
03AR	40	60	60	45	40	30
06AR	34	55	56	40	35	25
06AR2D,3D	34	60	60	45	40	30
DIFFERENTIAL MODE (L-L) IN 50 OHM SYSTEM						
03AR	6	45	55	50	45	40
06AR	5	25	60	50	45	35
06AR2D,3D	10	10	50	50	45	40

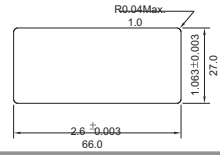
ELECTRICAL SCHEMATIC



TYPE & RATED CURRENT

DELTA PART NO.		AR1	AR2	AR2D	AR3	AR3D	AR4
RATED CURRENT	115VAC	6A	6A	6A	6A	6A	6A
	250VAC	6A	6A	4A	6A	4A	6A
IEC CONNECTOR		△	△	△	△	△	△
FUSE HOLDER		△	△	△	△	△	△
POWER SWITCH		-	SP ¹	DP ²	SP ¹	DP ²	-
VOLTAGE SELECTOR SW		-	-	-	REAR ³	REAR ³	REAR ³
ELECTRICAL SCHEMATIC		FIG. A	FIG. A	FIG. B	FIG. A	FIG. B	FIG. A

- Single-pole UL, CSA & VDE approved, VDE-6A at 250VAC.
- Double-pole UL, CSA & VDE approved, VDE-4A at 250VAC.
Electrical lifetime: 10,000 cycles.
Maximum inrush current: 50A.
- Voltage selector SW -UL, CSA & VDE approved
Current rating: 10A at 125VAC; 5A at 250VAC.

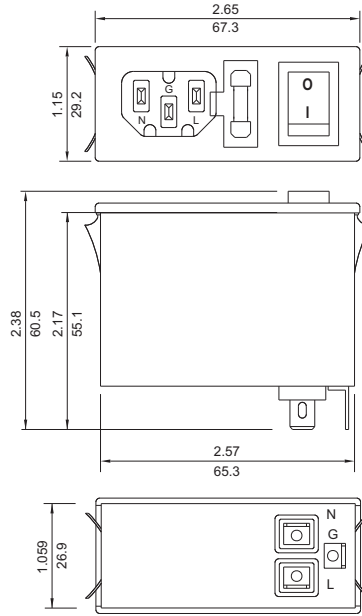


- Suggested thickness of mounting panel is from 0.04 to 0.07 inch
- suggest mounting cutout

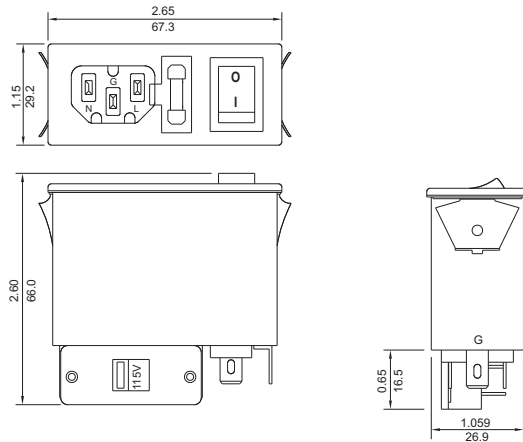
MECHANICAL CONSTRUCTION



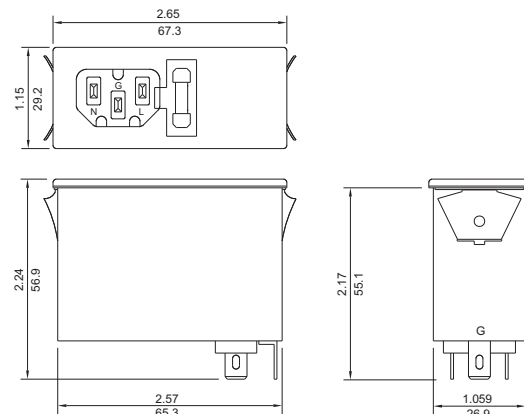
AR2, AR2D



AR3, AR3D
AR4 (without power switch)



AR1



UNIT: $\frac{\text{INCH}}{\text{mm}}$