



Micro Commercial Components



Micro Commercial Components  
20736 Marilla Street Chatsworth  
CA 91311  
Phone: (818) 701-4933  
Fax: (818) 701-4939

# 1N4736AP THRU 1N4764AP

## 1.0 Watt Zener Diode 6.8 to 100 Volts

### Features

- Wide Zener Voltage Range Available
- Halogen free available upon request by adding suffix "-HF"
- Epoxy meets UL 94 V-0 flammability rating
- Moisture Sensitivity Level 1
- Glass Passivated Zener Diodoe
- Lead Free Finish/Rohs Compliant (Note2) ("P" Suffix designates Compliant. See ordering information)

### Mechanical Data

- Case: DO-41 Plastic Package
- Marking : Cathode band and type number(no "P" suffix included)
- Weight: 0.33 grams (Approx.)

### Maximum Ratings

- Operating Temperature: -65°C to +150°C
- Storage Temperature: -65°C to +150°C
- For capacitive load, derate current by 20%

### Electrical Characteristics @ 25°C Unless Otherwise Specified

DC Power Dissipation	P <sub>d</sub>	1.0W	T <sub>A</sub> ≤ 50°C
Forward Voltage Drop	V <sub>F</sub>	1.2V	
Thermal Resistance	R <sub>thJA</sub>	100K/W	Note 1

**Note:** (1) Valid provided that electrodes at a distance of 10mm from case are kept at ambient temperature.  
 (2). High Temperature Solder Exemptions Applied, see EU Directive Annex 7a.

DO-41

The diagram shows a side view of the DO-41 package. Dimension A is the height of the main body. Dimension B is the width of the main body. Dimension C is the width of the leads. Dimension D is the total height including the leads. A horizontal band on the main body is labeled 'Cathode Mark'.

DIMENSIONS					
DIM	INCHES		MM		NOTE
	MIN	MAX	MIN	MAX	
A	.166	.205	4.10	5.20	
B	.080	.107	2.00	2.70	
C	.028	.034	.70	.90	
D	1.000	---	25.40	---	

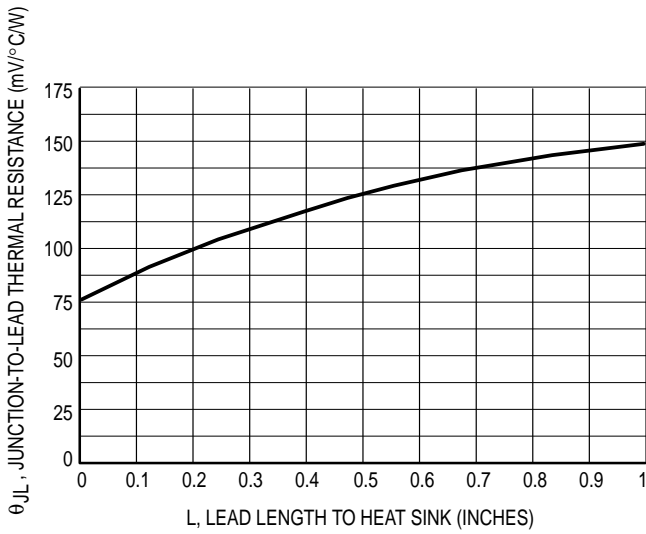
# 1N4736AP thru 1N4764AP

## Electrical Characteristics (T<sub>A</sub> = 25°C unless otherwise noted). Maximum V<sub>F</sub> = 1.2V at I<sub>F</sub> = 200mA

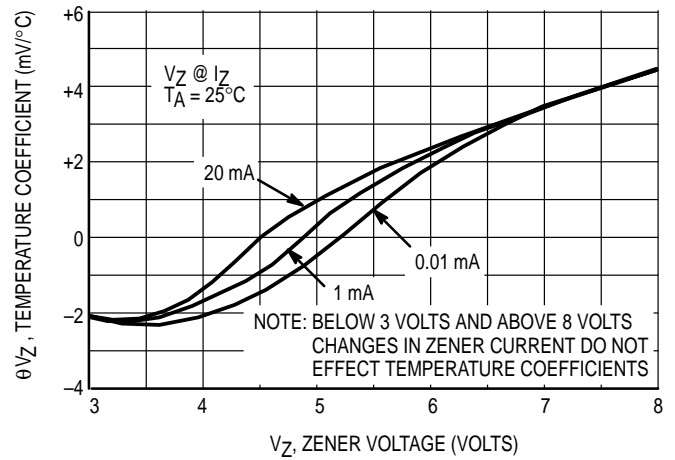
MCC Part Number	Nominal Zener Voltage		Maximum Zener Impedance			Maximum Reverse Leakage Current		Maximum DC Zener Current	Maximum Surge Current
	VZ @ IZT	IZT	ZZT @ IZT	ZZK @ IZK	IZK	IR @ VR		IZM	IRM
	(V)	(mA)	(Ω)	(Ω)	(mA)	(μA)	(V)	(mA)	(mApk)
1N4736AP	6.8	37.0	3.5	700	1.0	10	4.0	133	660
1N4737AP	7.5	34.0	4.0	700	0.5	10	5.0	121	605
1N4738AP	8.2	31.0	4.5	700	0.5	10	6.0	110	550
1N4739AP	9.1	28.0	5.0	700	0.5	10	7.0	100	500
1N4740AP	10	25.0	7.0	700	0.25	10	7.6	91	454
1N4741AP	11	23.0	8.0	700	0.25	5.0	8.4	83	414
1N4742AP	12	21.0	9.0	700	0.25	5.0	9.1	76	380
1N4743AP	13	19.0	10	700	0.25	5.0	9.9	69	344
1N4744AP	15	17.0	14	700	0.25	5.0	11.4	61	305
1N4745AP	16	15.5	16	700	0.25	5.0	12.2	57	285
1N4746AP	18	14.0	20	750	0.25	5.0	13.7	50	250
1N4747AP	20	12.5	22	750	0.25	5.0	15.2	45	225
1N4748AP	22	11.5	23	750	0.25	5.0	16.7	41	205
1N4749AP	24	10.5	25	750	0.25	5.0	18.2	38	190
1N4750AP	27	9.5	35	750	0.25	5.0	20.6	34	170
1N4751AP	30	8.5	40	1000	0.25	5.0	22.8	30	150
1N4752AP	33	7.5	45	1000	0.25	5.0	25.1	27	135
1N4753AP	36	7.0	50	1000	0.25	5.0	27.4	25	125
1N4754AP	39	6.5	60	1000	0.25	5.0	29.7	23	115
1N4755AP	43	6.0	70	1500	0.25	5.0	32.7	22	110
1N4756AP	47	5.5	80	1500	0.25	5.0	35.8	19	95
1N4757AP	51	5.0	95	1500	0.25	5.0	38.8	18	90
1N4758AP	56	4.5	110	2000	0.25	5.0	42.6	16	80
1N4759AP	62	4.0	125	2000	0.25	5.0	47.1	14	70
1N4760AP	68	3.7	150	2000	0.25	5.0	51.7	13	65
1N4761AP	75	3.3	175	2000	0.25	5.0	56.0	12	60
1N4762AP	82	3.0	200	3000	0.25	5.0	62.2	11	55
1N4763AP	91	2.8	250	3000	0.25	5.0	69.2	10	50
1N4764AP	100	2.5	350	3000	0.25	5.0	76.0	9.0	45

- Note** 1: The JEDEC type number shown with an A suffix have a 5% tolerance.
- 2: The Zener impedance is derived from the 60 Hz ac voltage, which results when an ac current having an rms value equal to 10% of the DC Zener current(I<sub>ZT</sub> or I<sub>ZK</sub>) is superimposed on I<sub>ZT</sub> or I<sub>ZK</sub>. Zener impedance is measured at two points to insure a sharp knee on the breakdown curve and eliminate unstable units.
- 3: The reverse surge current is measured at 25°C ambient using a 1/2 square wave or equivalent sine wave pulse 1/120 second duration superimposed on I<sub>ZT</sub>.
- 4: Voltage measurements to be performed 90 seconds after application of DC current.
- 5: RoHs Compliant already and Pb-free sticker on reel , box & carton indicated RoHs compliant .

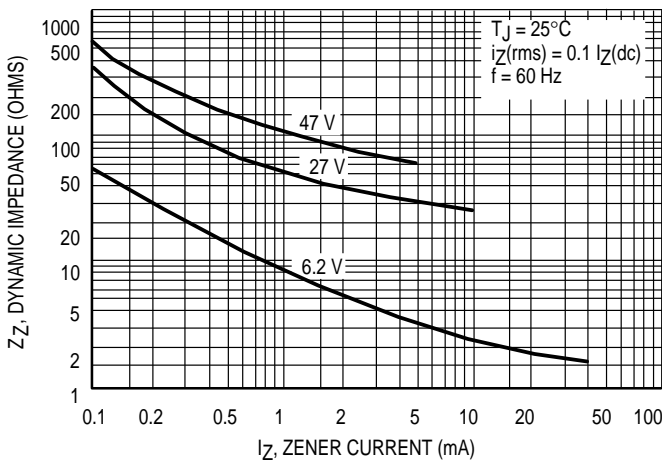
# 1N4736AP thru 1N4764AP



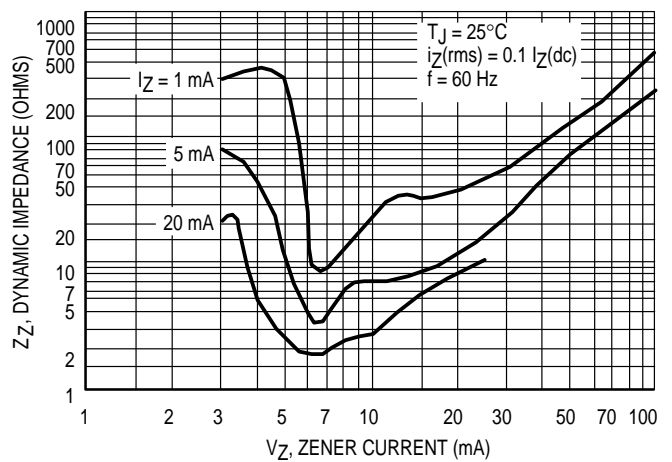
**Figure 1. Typical Thermal Resistance versus Lead Length**



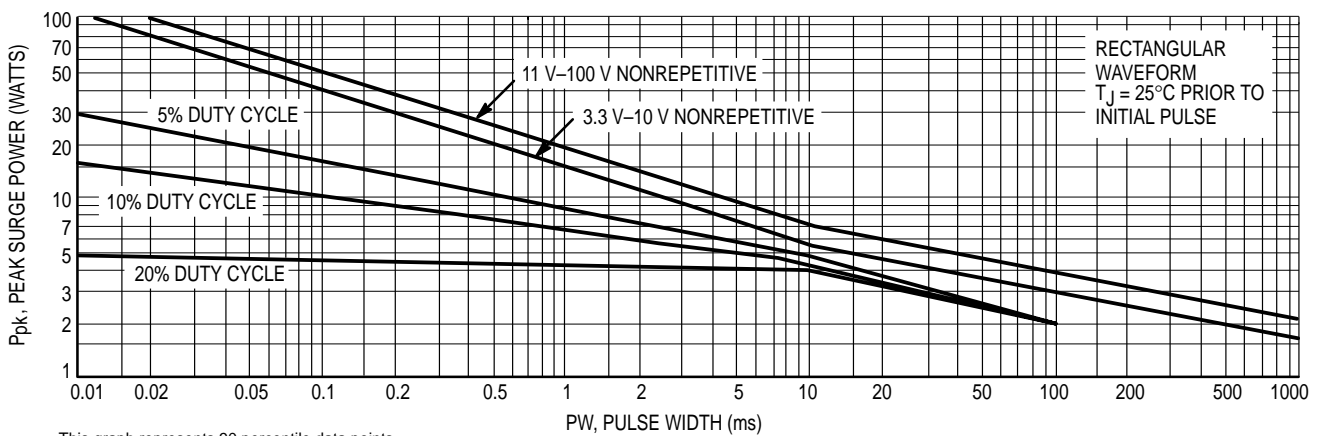
**Figure 2. Effect of Zener Current**



**Figure 3. Effect of Zener Current on Zener Impedance**



**Figure 4. Effect of Zener Voltage on Zener Impedance**



This graph represents 90 percentile data points.  
For worst case design characteristics, multiply surge power by 2/3.

**Figure 5. Maximum Surge Power**

## Ordering Information

Device	Packing
(Part Number)-TP	Tape&Reel; 5Kpcs/Reel
(Part Number)-AP	Ammo Packing;5Kpcs/AmmoBox
(Part Number)-BP	Bulk;1Kpcs/Box

Note : Adding "-HF" suffix for halogen free, eg. Part Number-TP-HF

### \*\*\*IMPORTANT NOTICE\*\*\*

**Micro Commercial Components Corp.** reserves the right to make changes without further notice to any product herein to make corrections, modifications, enhancements, improvements, or other changes. **Micro Commercial Components Corp.** does not assume any liability arising out of the application or use of any product described herein; neither does it convey any license under its patent rights, nor the rights of others. The user of products in such applications shall assume all risks of such use and will agree to hold **Micro Commercial Components Corp.** and all the companies whose products are represented on our website, harmless against all damages.

### \*\*\*LIFE SUPPORT\*\*\*

MCC's products are not authorized for use as critical components in life support devices or systems without the express written approval of Micro Commercial Components Corporation.

### \*\*\*CUSTOMER AWARENESS\*\*\*

Counterfeiting of semiconductor parts is a growing problem in the industry. Micro Commercial Components (MCC) is taking strong measures to protect ourselves and our customers from the proliferation of counterfeit parts. MCC strongly encourages customers to purchase MCC parts either directly from MCC or from Authorized MCC Distributors who are listed by country on our web page cited below. Products customers buy either from MCC directly or from Authorized MCC Distributors are genuine parts, have full traceability, meet MCC's quality standards for handling and storage. **MCC will not provide any warranty coverage or other assistance for parts bought from Unauthorized Sources.** MCC is committed to combat this global problem and encourage our customers to do their part in stopping this practice by buying direct or from authorized distributors.