

**DBE-1 SERIES, 1WATT, 1KVDC, UNREGULATED**
**FEATURES:**

- ✓ 1000Vdc isolation voltage
- ✓ Compact size
- ✓ Operating temperature range -40°C to +85°C
- ✓ 3 year warranty



Model	Input voltage (Vdc)	Output voltage (Vdc)	Output current (mA)		Efficiency Typ.
			Min.	Max.	
DBE1-0310	3.3(2.97~3.63)	3.3	30	300	72%
DBE1-0311		5	20	200	74%
DBE1-0510	5(4.5~5.5)	3.3	30	300	72%
DBE1-0511		5	20	200	70%
DBE1-0516		7.2	13.8	138	70%
DBE1-0512		9	11	110	78%
DBE1-0513		12	8.3	83	79%
DBE1-0514		15	6.8	68	80%
DBE1-0515		24	4.2	42	78%
DBE1-1210		12(10.8~13.2)	3.3	30	300
DBE1-1211	5		20	200	71%
DBE1-1212	9		11	110	76%
DBE1-1213	12		8.3	83	78%
DBE1-1214	15		6.8	68	80%
DBE1-1215	24		4.2	42	78%
DBE1-1511	15(13.5~16.5)	5	20	200	71%
DBE1-1514		15	6.8	68	78%
DBE1-2410	24(21.6~26.4)	3.3	30	300	71%
DBE1-2411		5	20	200	73%
DBE1-2412		9	11	110	78%
DBE1-2413		12	8.3	83	79%
DBE1-2414		15	6.8	68	80%
DBE1-2415		24	4.2	42	80%

Notes: 1. other input and output models may available on request;  
**2. Add suffix "P" for short circuit protection.**

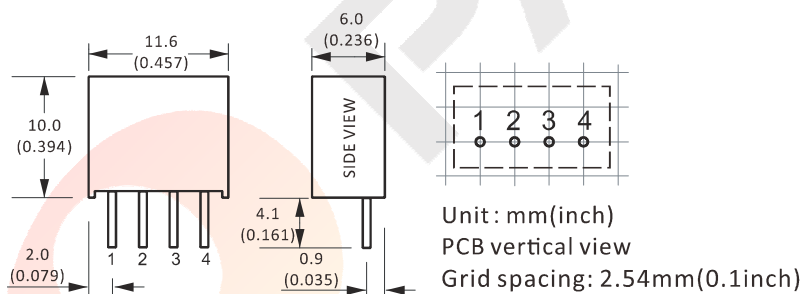
**DBE-1 SERIES, 1WATT, 1KVDC, UNREGULATED**

**ELECTRICAL**

Output voltage accuracy	---	±5% max.
Line regulation	---	± 1.2%
Load regulation	10% ~ 100% full load	15% max.
Switching frequency	---	100KHz
Ripple and noise	---	100mVp-p max.
Isolation voltage	---	1000Vdc
Short circuit protection	Only available for "DBE1-xx1xP" product	Continuous, auto-recovery
Operating temperature range	---	-40°C to +85°C
Storage temperature range	5%~95%, non-condensing	-40°C to +85°C
Temperature coefficient	---	±0.03%/°C
MTBF	MIL-HDBK-217F@25°C	3500KHrs
Weight	---	1.3g

**Notes: All the parameters are measured at 25°C ambient temperature, humidity < 75%, nominal input voltage, full load and after warm-up, unless otherwise specified.**

**MECHANICAL**



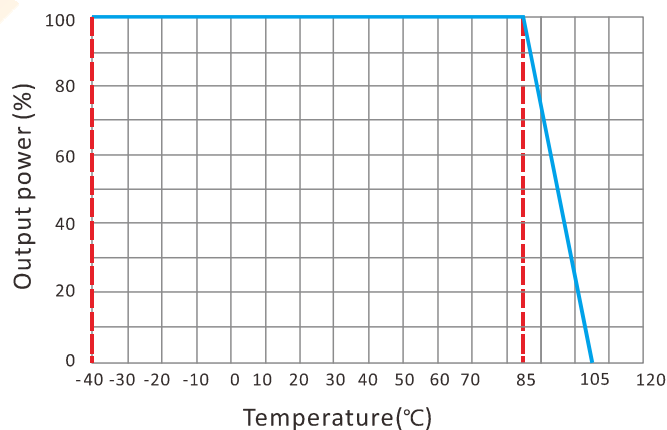
**CONNECTION**

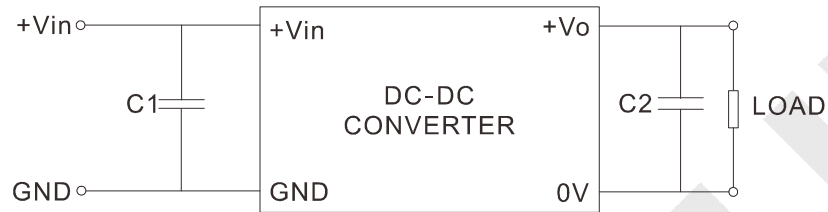
PIN #	SINGLE
1	GND
2	+Vin
3	0V
4	+Vo

Note:

\* Unit is mm(inch).

**TEMPERATURE PROFILE**



**DBE-1 SERIES, 1WATT, 1KVDC, UNREGULATED**
**NOTES**
**RECOMMENDED TEST AND APPLICATION CIRCUIT**

**CAPACITOR SELECTION**

INPUT VOLTAGE	C1	OUTPUT VOLTAGE	C2
3.3VDC	4.7 $\mu$ F	3.3VDC	10 $\mu$ F
5VDC	4.7 $\mu$ F	5VDC	10 $\mu$ F
12VDC	2.2 $\mu$ F	9VDC	4.7 $\mu$ F
15VDC	2.2 $\mu$ F	12VDC	2.2 $\mu$ F
24VDC	1.0 $\mu$ F	15VDC	1.0 $\mu$ F