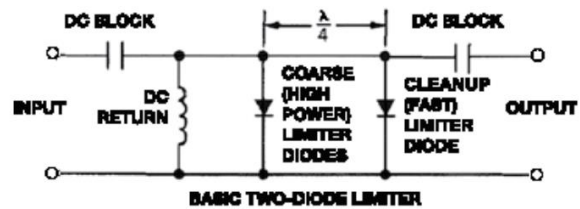


## ABSTRACT

Designed for use in passive or active limiters over the entire range of frequencies from 100 MHz to beyond 20 GHz. The MLD series limiter diodes are offered for flexibility in design of low (lowest  $V_b$ , fastest turn-on time), medium and high (highest  $V_b$ , slowest turn-on time) power limiters. For use in waveguides, coax, microstrip or stripline. Single or cascade devices may be used depending on power levels.



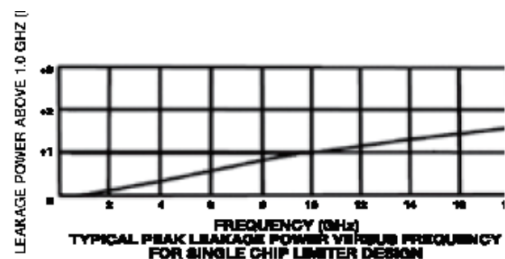
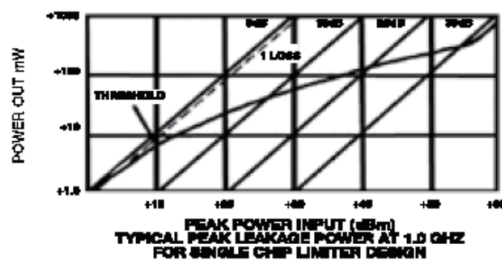
## CHIP ELECTRICAL PARAMETERS $T_A=25^\circ\text{C}$

Type Number	$V_b$ MIN (V)	$C_{j0}$ TYP (pF)	$C_{j6}$ MAX (pF)	$R_s$ TYP @10mA ( $\Omega$ )	$T_L$ TYP (ns)	$\theta_p$ TYP ( $^\circ\text{C}/\text{W}$ )	$\theta_{cw}$ ( $^\circ\text{C}/\text{W}$ )
MLD5113	20	0.20	0.15	1.5	5	20	100
MLD5114	-	0.50	0.30	1.2	10	12	80
MLD5115	45	0.20	0.15	1.5	10	15	80
MLD5116	-	0.50	0.30	1.2	15	10	60
MLD5117	-	0.70	0.50	1.0	20	6	40
MLD5118	120	0.20	0.15	1.5	50	1.2	40
MLD5119	-	0.60	0.30	1.0	50	0.5	20
MLD5120	-	0.80	0.50	0.5	100	0.3	15
MLD5121	15	0.12	0.10	2.0	5	30	120
MLD5122	-	0.20	0.15	1.5	5	20	80
MLD5123	30	0.12	0.10	2.0	7	20	100
MLD5124	-	0.20	0.15	1.5	7	15	70

## TYPICAL LIMITER PERFORMANCE RATINGS $T_A=25^\circ\text{C}$

Type Number	PEAK $P_{in}$ MAX (@ 1.0 $\mu$ s) (dBm)	LEAKAGE $P_{out}$ TYP (dBm)	THRESHOLD TYP (dBm)	INSERTION LOSS TYP (db)	CW POWER IN MAX (W)
MLD5113	+50	+22	+10	0.1	2
MLD5114	+53	+24	+10	0.2	3
MLD5115	+53	+27	+15	0.1	3
MLD5116	+56	+29	+15	0.2	4
MLD5117	+59	+31	+15	0.2	5
MLD5118	+60	+39	+20	0.1	5
MLD5119	+63	+41	+20	0.2	10
MLD5120	+66	+44	+20	0.2	15
MLD5121	+47	+19	+7	0.1	2
MLD5122	+50	+22	+7	0.1	3
MLD5123	+47	+24	+12	0.1	3
MLD5124	+50	+27	+12	0.1	4

## PERFORMANCE



**Operating Temperature:**  
**Max Leakage Current:**

**-55°C to 150°C**  
**0.5 ma @ 88% of min. rated breakdown**