

DUAL ULTRAFAST POWER RECTIFIER

Qualified per MIL-PRF-19500/617

DEVICES

1N6672 1N6672R
1N6673 1N6673R
1N6674 1N6674R

LEVELS

JAN
JANTX
JANTXV

ABSOLUTE MAXIMUM RATINGS ($T_C = +25^\circ\text{C}$ unless otherwise noted) (Per Diode)

Parameters / Test Conditions	Symbol	Value	Unit
Peak Repetitive Reverse Voltage 1N6672, R 1N6673, R 1N6674, R	V_{RWM}	300 400 500	Vdc
Average Forward Current ⁽¹⁾ $T_C = +100^\circ\text{C}$	I_F	15	Adc
Peak Surge Forward Current	I_{FSM}	150	A(pk)
Thermal Resistance - Junction to Case	$R_{\theta jc}$	2.0	$^\circ\text{C}/\text{W}$

Note:

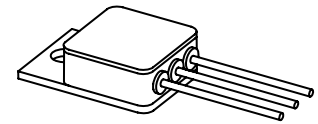
(1) Derate @ 150mA/ $^\circ\text{C}$ above $T_C = 100^\circ\text{C}$

ELECTRICAL CHARACTERISTICS ($T_A = +25^\circ\text{C}$, unless otherwise noted)

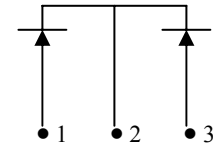
Parameters / Test Conditions	Symbol	Min.	Max.	Unit
Breakdown Voltage ⁽²⁾ $I_R = 500\mu\text{Adc}$ 1N6672, R 1N6673, R 1N6674, R	V_{BR}	300 400 500		Vdc
Forward Voltage ⁽²⁾ $I_F = 10\text{A (pk)}$ $I_F = 20\text{A (pk)}$	V_{F1} V_{F2}		1.35 1.55	Vdc
Reverse Leakage Current ⁽²⁾ $V_R = 240\text{V}$ $V_R = 320\text{V}$ $V_R = 400\text{V}$ 1N6672, R 1N6673, R 1N6674, R	I_{R1}		50	μAdc
Reverse Leakage Current ⁽²⁾ $V_R = 240\text{V}, T_C = +100^\circ\text{C}$ $V_R = 320\text{V}, T_C = +100^\circ\text{C}$ $V_R = 400\text{V}, T_C = +100^\circ\text{C}$ 1N6672, R 1N6673, R 1N6674, R	I_{R2}		5	mAdc
Reverse Recovery Time $I_F = 0.5\text{A}, I_R = 1\text{A}, I_{RR} = 0.25\text{A}$	t_{rr}		35	nS
Junction Capacitance $V_R = 10\text{Vdc}, f = 1.0\text{MHz}$ $V_{sig} = 50\text{mV (p-p) (max)}$	C_j		150	pF

Note:

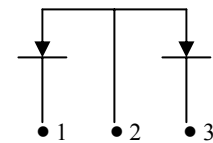
(2) Pulse Test; 300 μs , duty cycle $\leq 2\%$



TO-254



1N6672, 1N6673, 1N6674



1N6672R, 1N6673R, 1N6674R