



# TR4-SDM02C

TR4 Direct

**NON-CONTACT SAFETY SWITCHES**

**SICK**  
Sensor Intelligence.



### Ordering information

Type	Part no.
TR4-SDM02C	6034573

Other models and accessories → [www.sick.com/TR4\\_Direct](http://www.sick.com/TR4_Direct)



### Detailed technical data

#### Features

<b>System part</b>	Sensor and actuator
<b>Sensor principle</b>	Transponder
<b>Number of safe outputs</b>	2
<b>Safe switch on distance <math>S_{ao}</math></b>	15 mm
<b>Safe switch off distance <math>S_{ar}</math></b>	35 mm
<b>Active sensor surfaces</b>	2
<b>Actuation directions</b>	5
<b>Coding</b>	Universally coded

#### Safety-related parameters

<b>Safety integrity level</b>	SIL3 (IEC 61508), SILCL3 (EN 62061)
<b>Category</b>	Category 4 (EN ISO 13849)
<b>Performance level</b>	PL e (EN ISO 13849)
<b>PFH<sub>D</sub> (mean probability of a dangerous failure per hour)</b>	$1.119 \times 10^{-9}$ (EN ISO 13849)
<b>T<sub>M</sub> (mission time)</b>	20 years (EN ISO 13849)
<b>Type</b>	Type 4 (EN ISO 14119)
<b>Actuator coding level</b>	Low coding level (EN ISO 14119)
<b>Classification in compliance with IEC/EN 60947-5-3</b>	PDF-M
<b>Safe state in the event of a fault</b>	At least one safety-related semiconductor output (OSSD) is in the OFF state.

#### Interfaces

<b>Connection type</b>	Cable with plug M12, 5-pin
Flexi-Loop-ready	✓
Length of cable	0.2 m
Cable material	PVC
Long connecting cable	≤ 200 m
<b>Status display</b>	✓

## Electrical data

<b>Protection class</b>	III (EN 50178)
<b>Classification according to cULus</b>	Class 2
<b>Supply voltage <math>V_s</math></b>	24 V DC (20.4 V DC ... 26.4 V DC)
<b>Power consumption</b>	50 mA
<b>Type of output</b>	Semiconductor (OSSD)
<b>Output current</b>	≤ 200 mA
<b>Response time</b>	60 ms <sup>1)</sup>
<b>Enable time</b>	360 ms <sup>2)</sup>
<b>Risk time</b>	60 s <sup>3)</sup>
<b>Switch-on time</b>	2.5 s <sup>4)</sup>
<b>Electrical life</b>	10 x 10 <sup>6</sup> switching cycles

<sup>1)</sup> In a cascade, each downstream safety switch increases the system response time. More response times can be found in the operating instructions.

<sup>2)</sup> Response time on approach to the enable zone.

<sup>3)</sup> Detection time for external faults (e.g., short-circuit or cross-circuit of output signal switching devices). Follow the detailed information in the operating instructions.

<sup>4)</sup> After application of the supply voltage to the safety switch.

## Mechanical data

<b>Design</b>	Rectangular
<b>Dimensions (W x H x D)</b>	25 mm x 88 mm x 20 mm
<b>Weight</b>	112 g
<b>Housing material</b>	Valox® DR48

## Ambient data

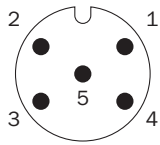
<b>Enclosure rating</b>	IP69K (IEC 60529) NEMA 3 (NEMA 250) NEMA 4X (NEMA 250) NEMA 12 (NEMA 250) NEMA 13 (NEMA 250)
<b>Ambient operating temperature</b>	-10 °C ... +55 °C
<b>Vibration resistance</b>	10 Hz ... 55 Hz, 3.5 mm (IEC 60068-2-6)
<b>Shock resistance</b>	30 g, 11 ms (EN 60068-2-27)

## Classifications

<b>ECl@ss 5.0</b>	27272403
<b>ECl@ss 5.1.4</b>	27272403
<b>ECl@ss 6.0</b>	27272403
<b>ECl@ss 6.2</b>	27272403
<b>ECl@ss 7.0</b>	27272403
<b>ECl@ss 8.0</b>	27272403
<b>ECl@ss 8.1</b>	27272403
<b>ECl@ss 9.0</b>	27272403
<b>ETIM 5.0</b>	EC001829
<b>ETIM 6.0</b>	EC001829
<b>UNSPSC 16.0901</b>	39122205

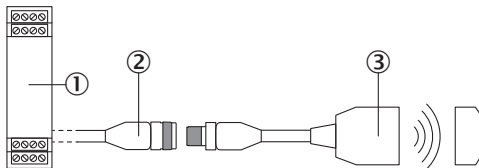


## Connection diagram



1	Voltage supply 24 V DC
2	OSSD 1
3	Voltage supply 0 V DC
4	OSSD 2
5	Aux output (not safe)

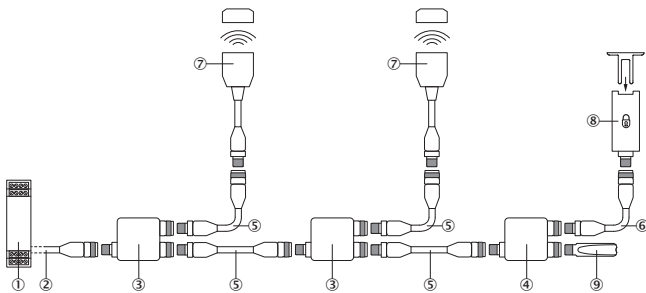
## Connection single sensor



- ① Safe evaluation unit
- ② Connecting cable with 5-pin, M12 female connector and flying leads (e.g., YF2A15-xxxVB5XLEAX)
- ③ TR4 Direct transponder safety switch (e.g., TR4-Sxx02C)

## Series connection

Series connection with Flexi Loop (with diagnostics)



- ① Flexi Soft safety controller
- ② Connecting cable with 5-pin, M12 female connector and flying leads (e.g., YF2A15-xxxVB5XLEAX)
- ③ FLN-OSSD1000105 Flexi Loop node
- ④ FLN-EMSS1100108 Flexi Loop node
- ⑤ Connection cable with 5-pin, M12 male connector and 5-pin, M12 female connector (e.g., YF2A15-xxxUB5M2A15)
- ⑥ Connection cable with 8-pin, M12 male connector and 8-pin, M12 female connector (e.g., YF2A18-xxxUA5M2A18)
- ⑦ TR4 Direct transponder safety switch (e.g., TR4-Sxx02C)
- ⑧ Safety locking device (e.g., i10-x0454 or i110-x0454)
- ⑨ FLT-TERM00001 Flexi Loop terminating element

Recommended accessories

Other models and accessories → [www.sick.com/TR4\\_Direct](http://www.sick.com/TR4_Direct)

	Brief description	Type	Part no.
Plug connectors and cables			
	Head A: female connector, M12, 5-pin, straight, A-coded Head B: Flying leads Cable: Sensor/actuator cable, PVC, unshielded, 2 m	YF2A15-020VB5XLEAX	2096239
	Head A: female connector, M12, 5-pin, straight, A-coded Head B: Flying leads Cable: Sensor/actuator cable, PVC, unshielded, 5 m	YF2A15-050VB5XLEAX	2096240
	Head A: female connector, M12, 5-pin, straight, A-coded Head B: Flying leads Cable: Sensor/actuator cable, PVC, unshielded, 10 m	YF2A15-100VB5XLEAX	2096241

## SICK AT A GLANCE

SICK is one of the leading manufacturers of intelligent sensors and sensor solutions for industrial applications. A unique range of products and services creates the perfect basis for controlling processes securely and efficiently, protecting individuals from accidents and preventing damage to the environment.

We have extensive experience in a wide range of industries and understand their processes and requirements. With intelligent sensors, we can deliver exactly what our customers need. In application centers in Europe, Asia and North America, system solutions are tested and optimized in accordance with customer specifications. All this makes us a reliable supplier and development partner.

Comprehensive services complete our offering: SICK LifeTime Services provide support throughout the machine life cycle and ensure safety and productivity.

For us, that is “Sensor Intelligence.”

## WORLDWIDE PRESENCE:

Contacts and other locations [www.sick.com](http://www.sick.com)