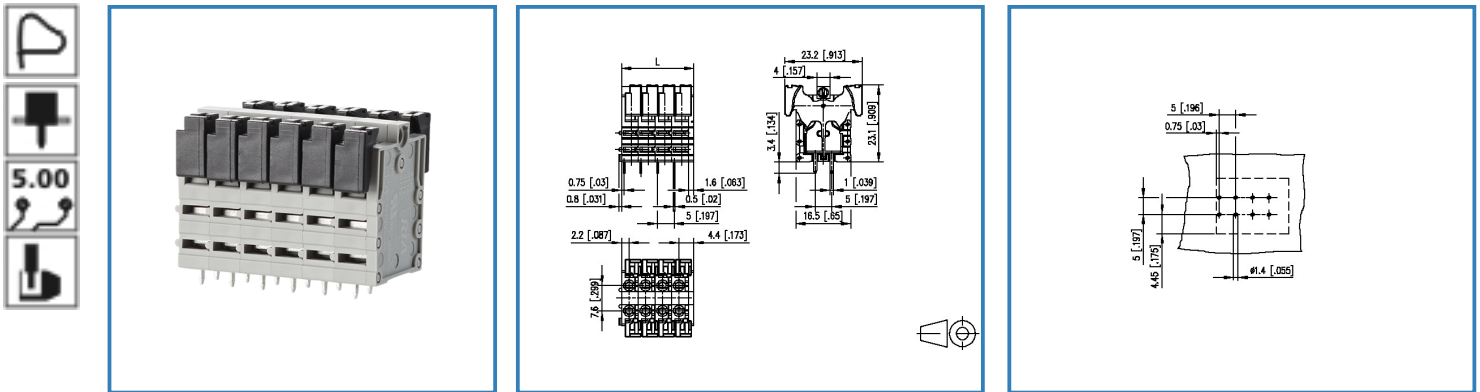


Data Sheet

ST125xxVDNN

Illustration



see enlarged drawing at the end of the document

Product specification

- spring clamp terminal block, solderable, double solder pins
- centerline 5.00 mm, direction of connection vertical 0°
- color gray
- finger push-button, double solder pins



Data Sheet

ST125xxVDNN

Page 2/5

P/N

AST125xx

xx=number of poles

2017/05/09

Technical Data



General Data

Solder pin length	3.4 mm		
min. number of poles	2		
max. number of poles	24		
Insulating material class	CTI 600		
clearance/creepage dist.	4.5 mm		
protection category	IP 20		
Overvoltage category	III	III	II
Pollution degree	3	2	2
Rated voltage	160.0 V	400.0 V	400.0 V
Rated test voltage	2.5 kV	2.5 kV	2.5 kV
Min. insul. strip length	15 mm		

Connection data

Rated wiring solid wire	0.2 - 2.5 mm ² / AWG 28 - 12		
Rated wiring stranded wire	0.2 - 2.5 mm ² / AWG 28 - 12		

Approvals

 V / A / AWG	300 / 15 / 28 - 12		
 1 mm ²	250 V / 13.5 A / T60		

Material

insulating material	PA66
flammability class	V0
spring material	Spring steel
contact material	CuSn
Glow-Wire Flammability GWFI	960
Glow-Wire Flammability GWIT	775
contact surface	Sn

Climatic properties

upper limit temperature	105 °C
-------------------------	--------



Data Sheet

ST125xxVDNN

Page 3/5

P/N

AST125xx

xx=number of poles

2017/05/09

lower limit temperature -40 °C

General

solderability	Acc. to JEDEC JESD22-B102E 245°C/5s
Tolerance	ISO 2768 -mH

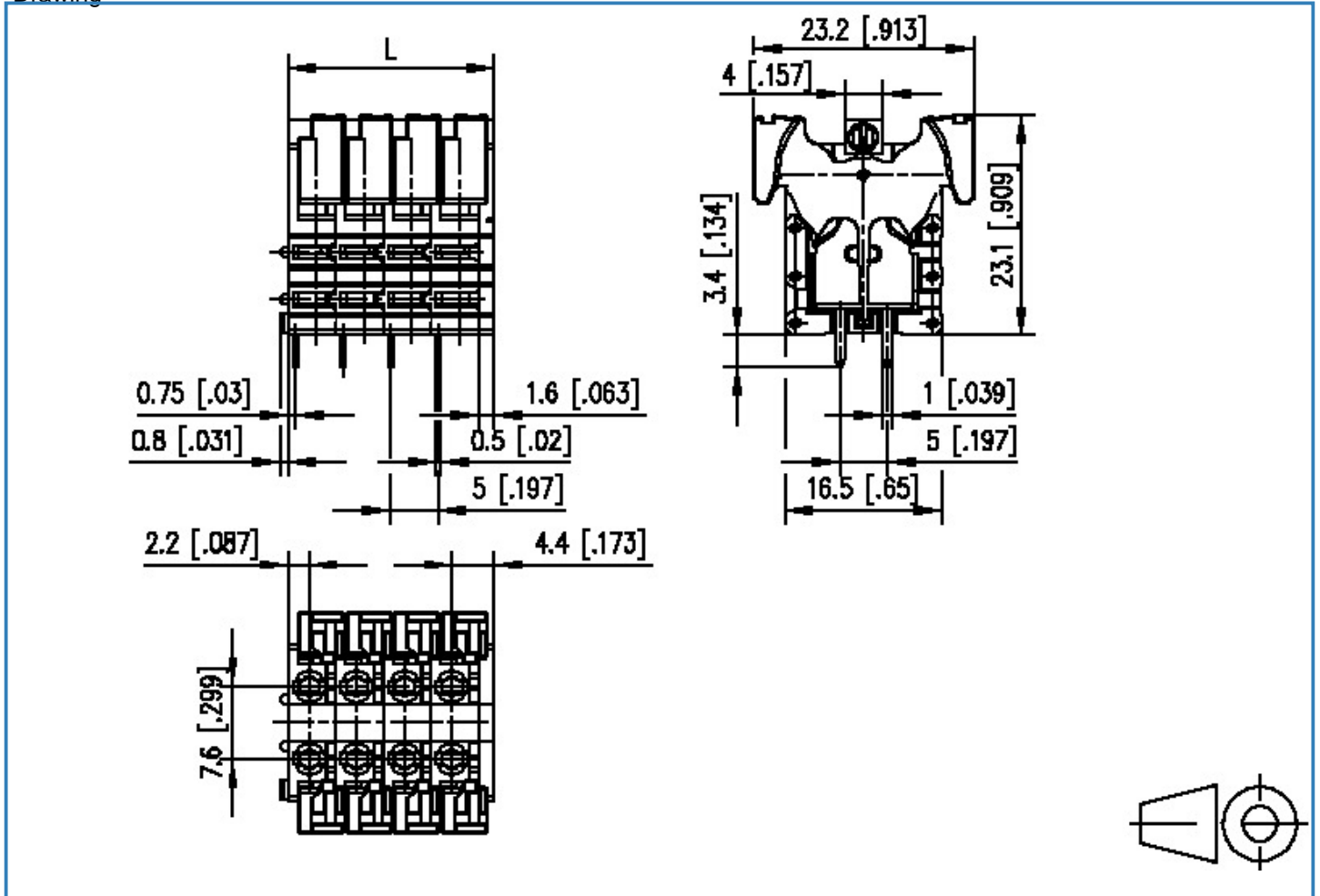


Data Sheet

ST125xxVDNN

Illustration

Drawing



$$L = (\text{pole size} - 1) \times \text{centerline} + 6.6 [0.26]$$



Data Sheet

ST125xxVDNN

Page 5/5

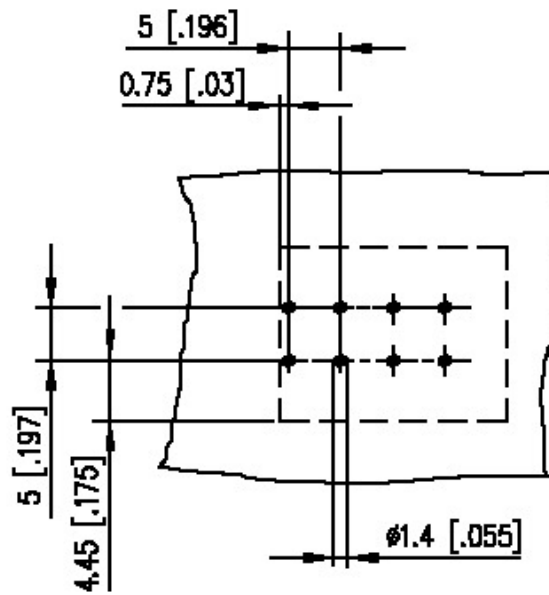
P/N

AST125xx

xx=number of poles

2017/05/09

PCB Layout



© 2017 METZ CONNECT - Technische Änderungen vorbehalten! Subject to modifications! Sous réserve de modifications techniques!

