

**SAW Filter 257.50MHz**  
**Part No: MP03530**

**Model: TB0475A**  
**Rev. No: 1**

**A. MAXIMUM RATINGS:**

1. Operating Temperature: -30°C to 60°C
2. Storage Temperature: -40°C to 85°C
3. Input Power: 15dBm

**B. ELECTRICAL CHARACTERISTICS:**

Ambient Temperature: 25°C

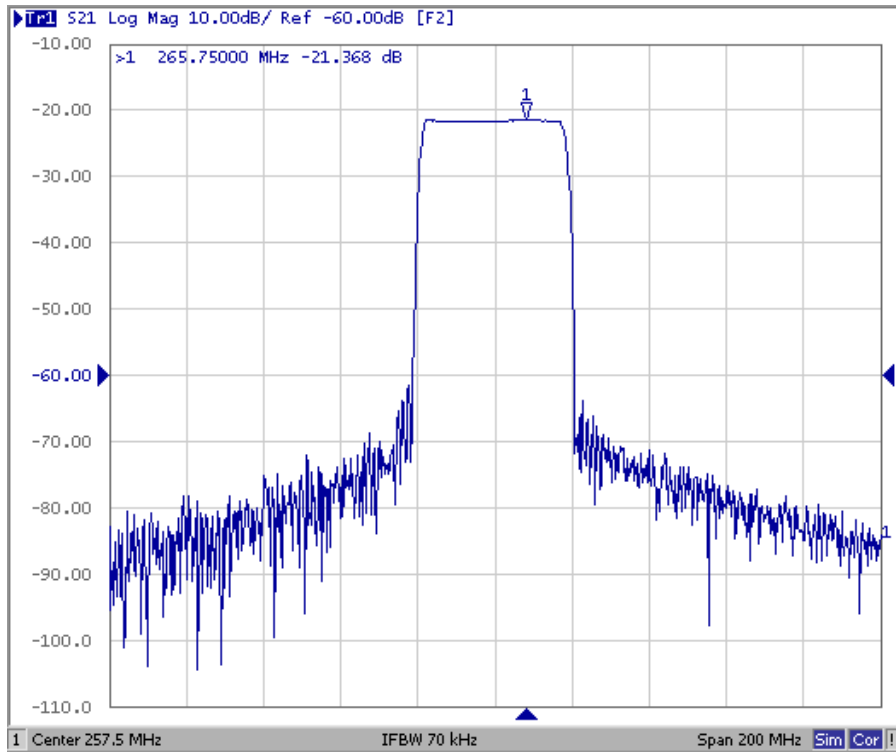
Characteristics	Value			Note
	Min.	Typ.	Max.	
Center frequency Fc MHz	-	257.5	-	
Minimum Insertion loss IL dB	-	22.0	24	
Upper -1dB Frequency MHz	275	275.9	-	
Lower -1dB Frequency MHz		238.57	240	
45dB Bandwidth MHz	-	42.2	44	
Amplitude Ripple (Fc ± 17.5MHz) dB	-	1.0	1.5	
Within a contiguous 1.5MHz span (p-p) dB	-	0.3	0.6	
Substrate Material	-	LiTaO3	-	
Temperature Coefficient ppm/°C	-	-23	-	
Relative Rejection (Reference to Minimum Insertion loss)				
227.5MHz dB	40	46	-	
287.5MHz dB	40	48	-	

**SAW Filter 257.50MHz**  
**Part No: MP03530**

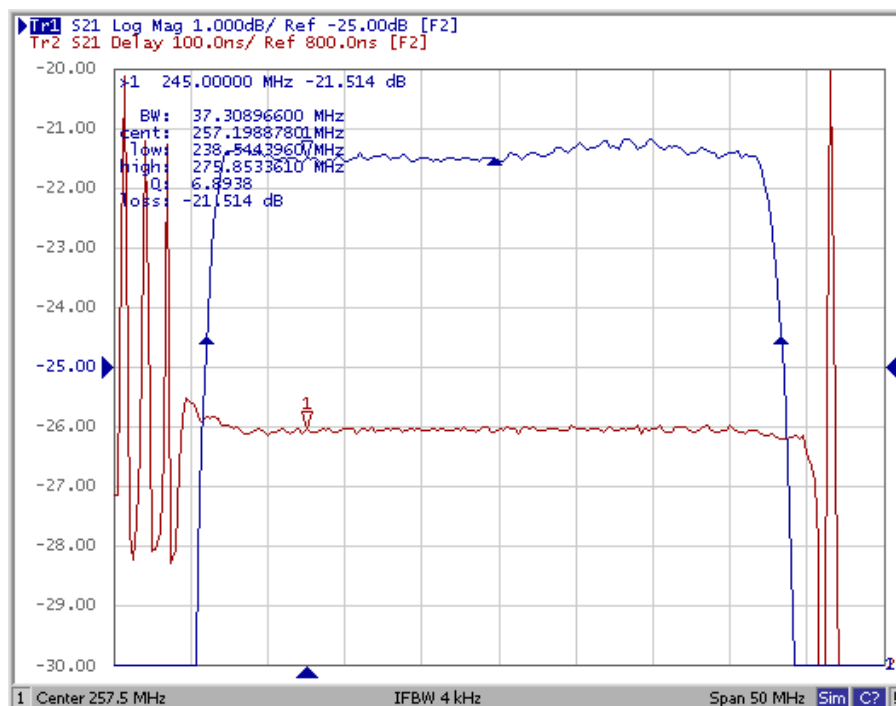
**Model: TB0475A**  
**Rev. No: 1**

**C. FREQUENCY CHARACTERISTICS:**

1. S21 Response (span 200MHz)



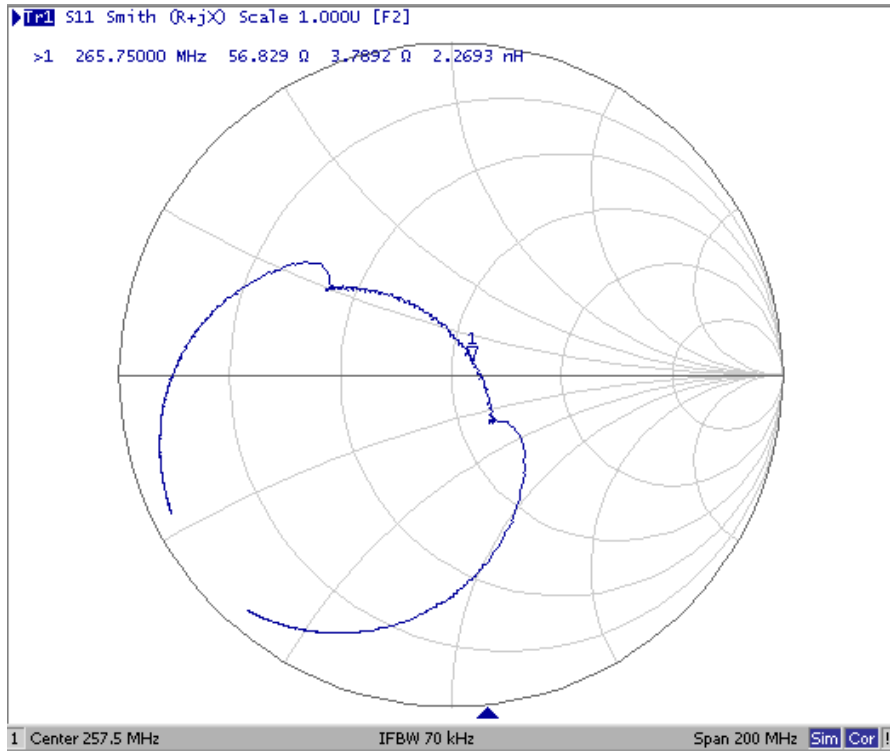
2. S21 Response (span 50MHz)



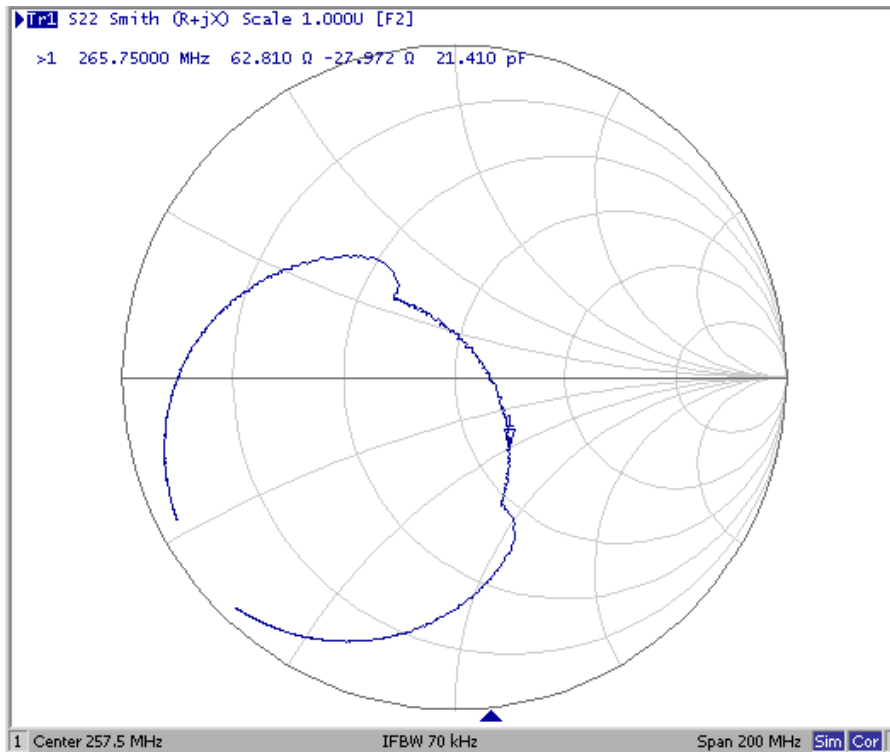
**SAW Filter 257.50MHz**  
**Part No: MP03530**

**Model: TB0475A**  
**Rev. No: 1**

3. S11 Smith-Chart (span 200MHz)



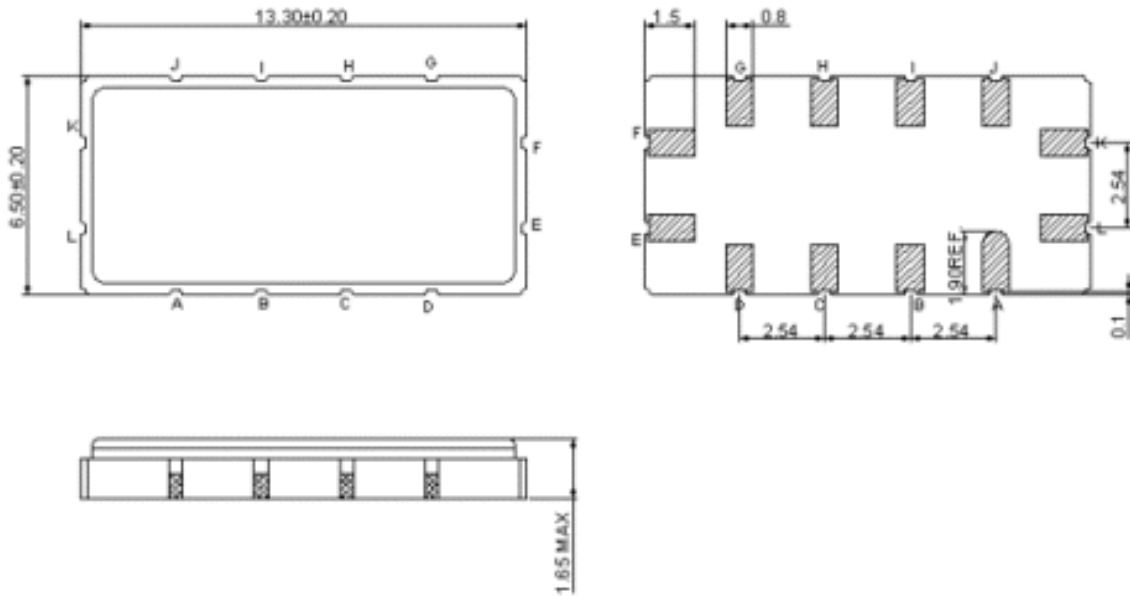
4. S22 Smith-Chart (span 200MHz)



**SAW Filter 257.50MHz**  
**Part No: MP03530**

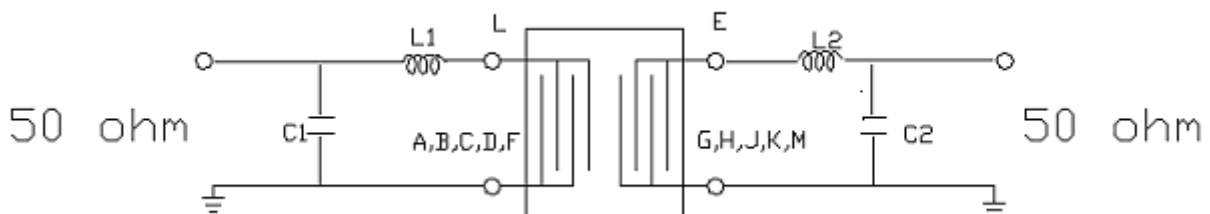
**Model: TB0475A**  
**Rev. No: 1**

**D. OUTLINE DRAWING:**



K: RF input  
 E: RF output  
 A, B, C, D, G, H, I, L, F, J: To be Ground  
 Unit: mm

**E. MATCHING CIRCUIT CONFIGURATION:**



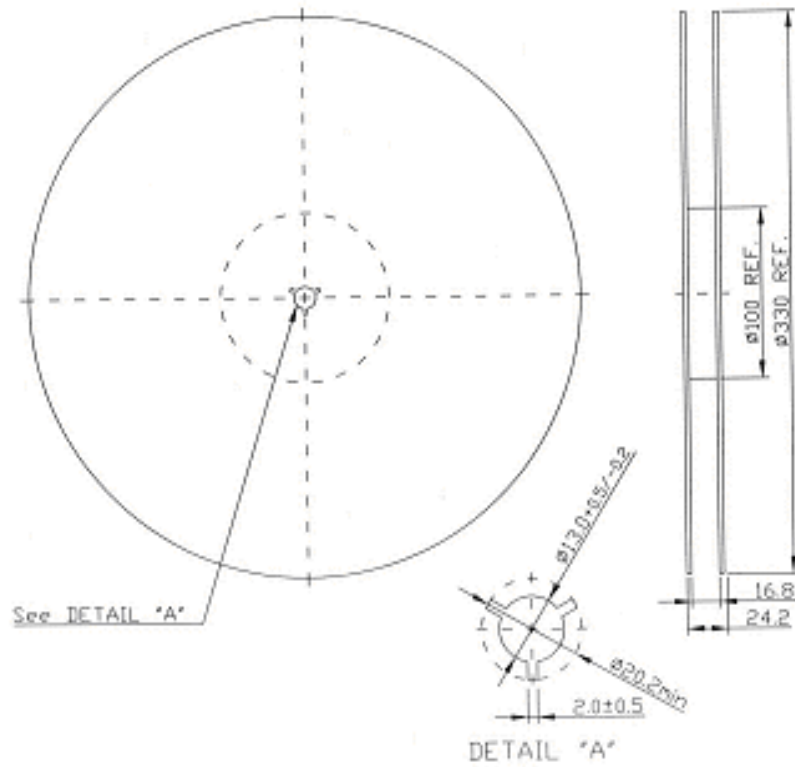
L1=13nH, C1=30pF, L2=19nH, C2=35pF

**SAW Filter 257.50MHz**  
**Part No: MP03530**

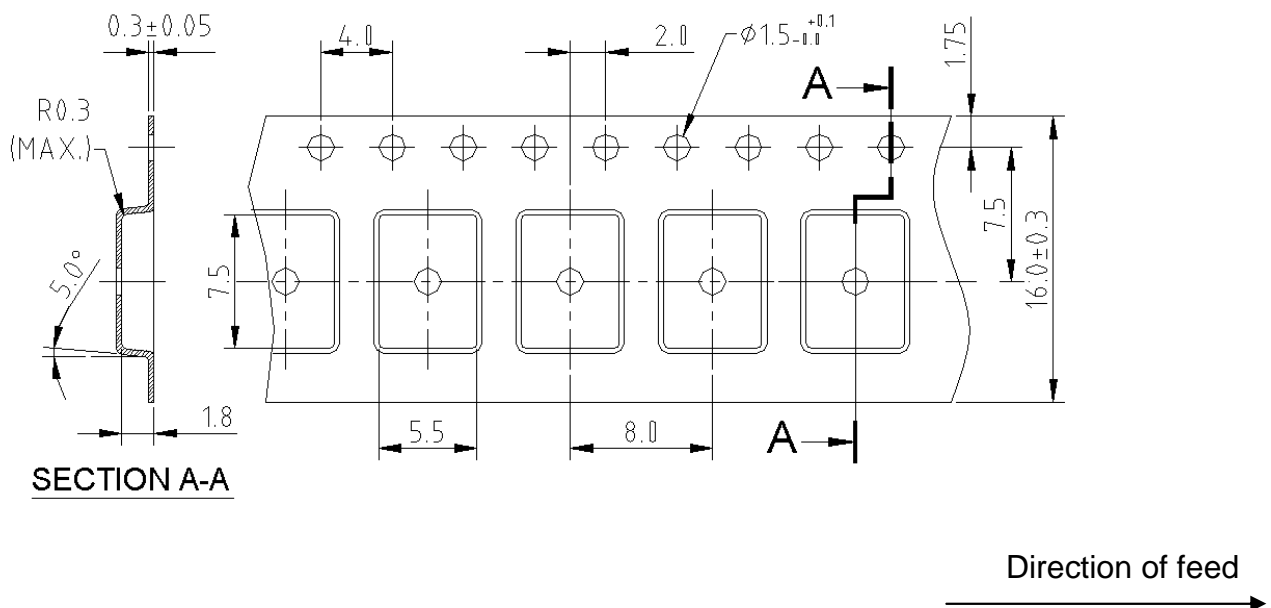
**Model: TB0475A**  
**Rev. No: 1**

**F. PACKING:**

**1. REEL DIMENSION**



**2. TAPE DIMENSION**



**SAW Filter 257.50MHz**  
**Part No: MP03530**

**Model: TB0475A**  
**Rev. No: 1**

**G. RECOMMENDED REFLOW PROFILE:**

