


35

3523

RAST 2.5 connectors, pitch 2.5/5.0 mm



RAST 2.5 connector for direct and indirect mating,  
insulation displacement technology (IDT) , for individual  
conductors  
contact pitch 5.0 mm

---

State: Active

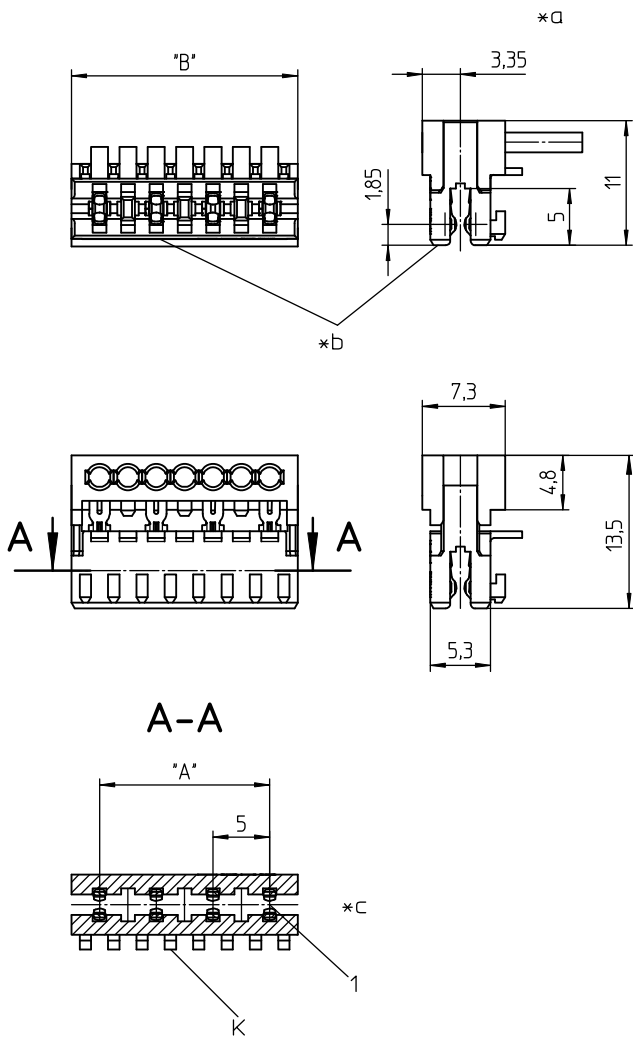
---

Approvals:



35

3523



### Environmental conditions

Temperature range -40 °C/+130 °C<sup>1</sup>

<sup>1</sup> upper limit temperature (insulating body) RTI (electrical) of the UL Yellow Card


### Materials

Insulating body PBT, V-0 according to UL94 – 3523 (S...V...)  
PA, V-2 according to UL94 – 3523 M12(S...V...)<sup>1</sup>


Contact spring CuSn, tin-plated – 3523 (M...S...)  
CuSn, tin-plated (Sn/Ag), 2-9 poles – 3523 (M...S...)V03  
CuSn, pre-nickel and gold-plated – 3523 (M...S...)V102

<sup>1</sup> M12: component glow wire resistant (GWT 750 °C), testing acc. to IEC 60695-2-11, assessment acc. to IEC 60335-1 (flame < 2 s)

### Mechanical data

Mating with Leiterplatte 1,5 ± 0,14 mm  
Insertion force/contact ≤ 4,0 N  
Withdrawal force/contact ≥ 0,5 N  
Keying proposals at [www.lumberg.com](http://www.lumberg.com) 

### Connectable conductors for IDT area

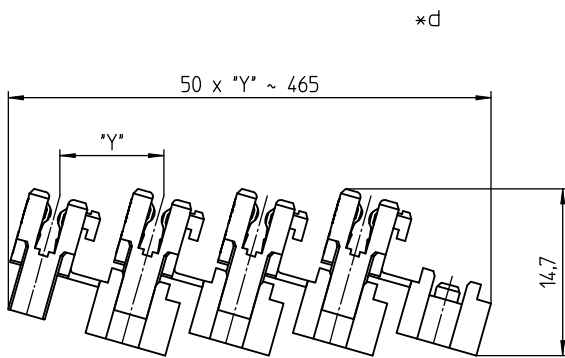
Construction discrete conductor, notched flat cable 2.5 mm  
Section min. 0,14 mm<sup>2</sup>  
Section max. 0,38 mm<sup>2</sup>  
Insulation diameter ≤ 1,6 mm  
Approved cables at [www.lumberg.com](http://www.lumberg.com) 

### Electrical data (at T<sub>amb</sub> 20 °C)

Contact resistance ≤ 5 mΩ  
Rated current 4 A (T<sub>U</sub> 60 °C)  
2 A (T<sub>U</sub> 100 °C)  
Rated voltage 250 V AC  
Material group IIIa (IEC)/2 (UL) (CTI ≥ 250)  
Creepage distance 3,1 mm  
Clearance 3,1 mm  
Insulation resistance > 1 GΩ

35

3523



- \*a terminated connector
- \*b color marking:  
3523 (M..)S01 blue  
3523 (M..)S02 green  
3523 (M..)S03 brown
- \*c keying
- \*d chaining of the component parts (state of delivery)

#### Associated products

##### Counterparts

☞ 3542	☞ 3542-1	☞ 3546
☞ 3546-1	☞ 3552	☞ 355295
☞ 355299	☞ 3556	☞ 83546

##### Accessories

☞ 3500

##### Harnessing equipment

☞ HA3...e	☞ HA35-CA	☞ HA35e
☞ HA35e-CA	☞ HA35e-RK	☞ HZ-M35
☞ HZ35	☞ HZ35-K	☞ KHP35
☞ VARICON 7000	☞ VARICON 7000-RD	

35

3523

Designation	Pole Number	PU (Pieces)	MDQ (Pieces)	Dimensions	
				A (mm)	B (mm)
3523 02	2	3600	3600	5.0	9.9
3523 03	3	2250	2250	10.0	14.9
3523 04	4	1800	3600	15.0	19.9
3523 05	5	1350	2700	20.0	24.9
3523 06	6	900	2700	25.0	29.9
3523 07	7	900	2700	30.0	34.9
3523 08	8	900	2700	35.0	39.9
3523 09	9	450	2700	40.0	44.9
3523 10	10	450	2700	45.0	49.9

Designation to be completed by further details (e.g. for keying, color or material options).

**Packaging:**

chained, in a cardboard box