

CGJ6M3X7T2D334K200AA



TDK item description CGJ6M3X7T2D334KT****

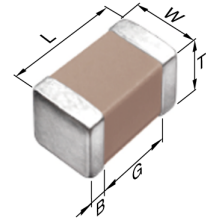
Applications High Reliability Grade

Feature Mid Voltage (100 to 630V)

AEC-Q200

Series CGJ6(3225) [EIA 1210]

Status Production



Dimensions in mm

Size

Length(L)	3.20mm ±0.40mm
Width(W)	2.50mm ±0.30mm
Thickness(T)	2.00mm ±0.20mm
Terminal Width(B)	0.20mm Min.
Terminal Spacing(G)	
Recommended Land Pattern (PA)	2.00mm to 2.40mm
Recommended Land Pattern (PB)	1.00mm to 1.20mm
Recommended Land Pattern (PC)	1.90mm to 2.50mm

Electrical Characteristics

Capacitance	330nF ±10%
Rated Voltage	200VDC
Temperature Characteristic	X7T(+22,-33%)
Dissipation Factor (Max.)	2.5%
Insulation Resistance (Min.)	1515MΩ

Other

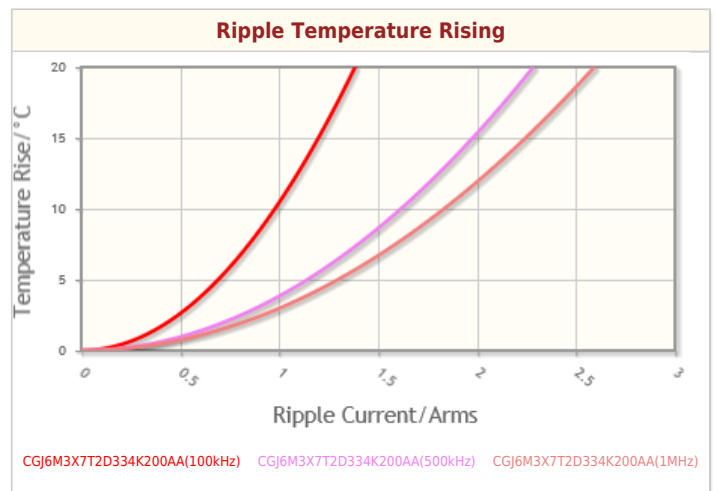
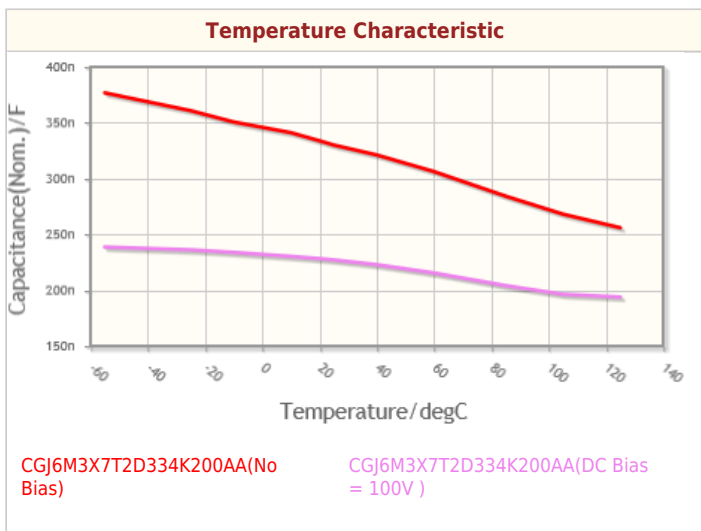
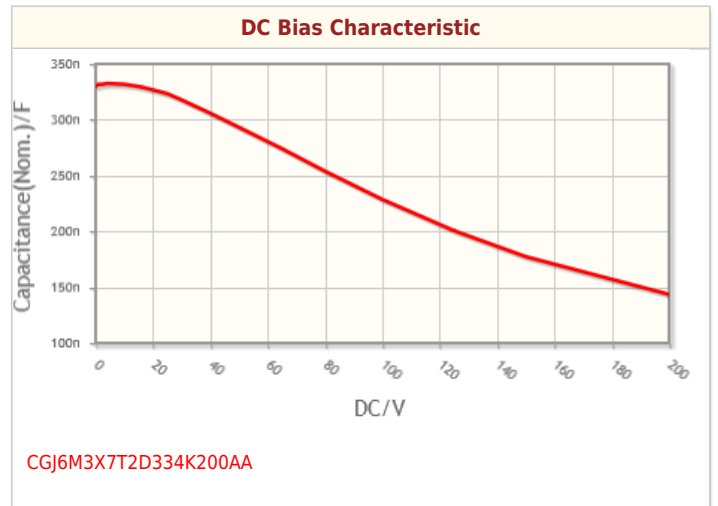
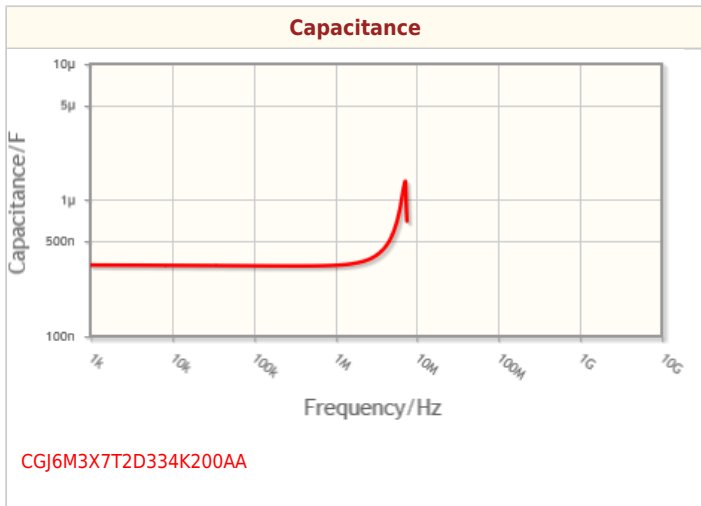
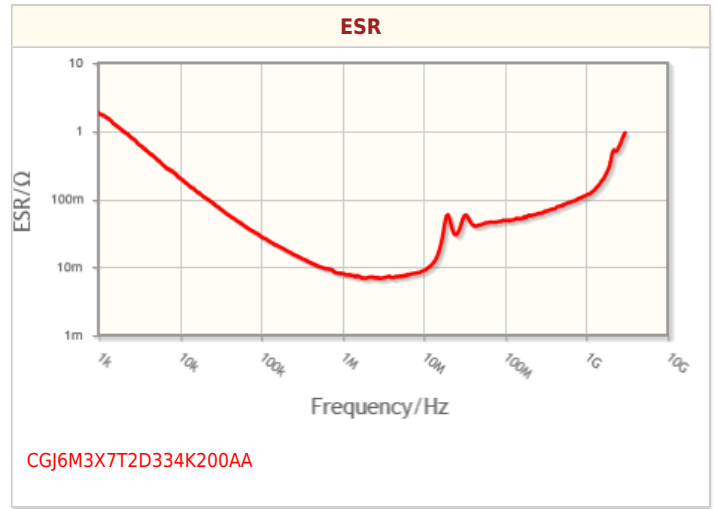
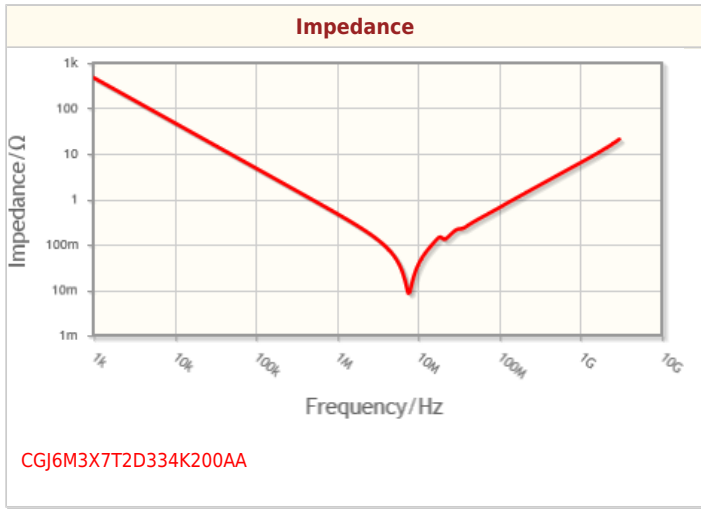
Soldering Method	Reflow
AEC-Q200	Yes
Packing	Blister (Plastic)Taping [180mm Reel]
Package Quantity	1000pcs

! Images are for reference only and show exemplary products.
! This PDF document was created based on the data listed on the TDK Corporation website.
! All specifications are subject to change without notice.

CGJ6M3X7T2D334K200AA



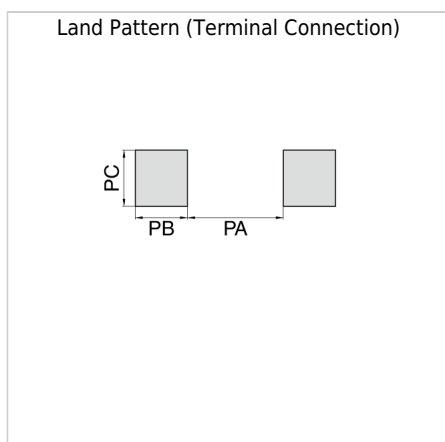
Characteristic Graphs(This is reference data, and does not guarantee the products characteristics.)



! Images are for reference only and show exemplary products.
! This PDF document was created based on the data listed on the TDK Corporation website.
! All specifications are subject to change without notice.



Associated Images



! Images are for reference only and show exemplary products.
! This PDF document was created based on the data listed on the TDK Corporation website.
! All specifications are subject to change without notice.