

Customer Information Sheet

DRAWING No.: M80-709XXXX

SHEET 2 OF 2

IF IN DOUBT - ASK

©

NOT TO SCALE

THIRD ANGLE PROJECTION

ALL DIMENSIONS IN mm

ORDER CODE:

M80-709XXXX

TOTAL No. OF CONTACTS

27, 36, 45, 51, 63

FINISH:

01 = SELECTIVE GOLD

05 = GOLD

POTTING WALLS:

BLANK = POTTING WALLS

A = REMOVE POTTING WALLS

SPECIFICATION:

MATERIALS:

MOULDING = POLYAMIDE 46 UL94V-0

CLIP = BERYLLIUM COPPER

BODY = COPPER ALLOY

FINISH:

01 = 0.3µ GOLD CLIP, 3.5-5.0µ 100% TIN OVER NICKEL SHELL

05 = 0.3µ GOLD CLIP AND SHELL

ELECTRICAL:

CURRENT RATING AT 25°C = 3.0A MAX

CURRENT RATING AT 85°C = 2.2A MAX

VOLTAGE PROOF = 360V AC/DC

CONTACT RESISTANCE (INITIAL) = 20mΩ MAX

CONTACT RESISTANCE (AFTER CONDITIONING) = 25mΩ MAX

INSULATION RESISTANCE (INITIAL) = 1000MΩ MIN

INSULATION RESISTANCE (AFTER CONDITIONING) = 100MΩ MIN

MECHANICAL:

DURABILITY = 500 OPERATIONS

INSERTION FORCE = 2.8N MAX, 1.0N MIN

WITHDRAWAL FORCE = 1.8N MAX, 0.2N MIN

ENVIRONMENTAL:


TEMPERATURE RANGE = -55°C TO +125°C

PACKING:

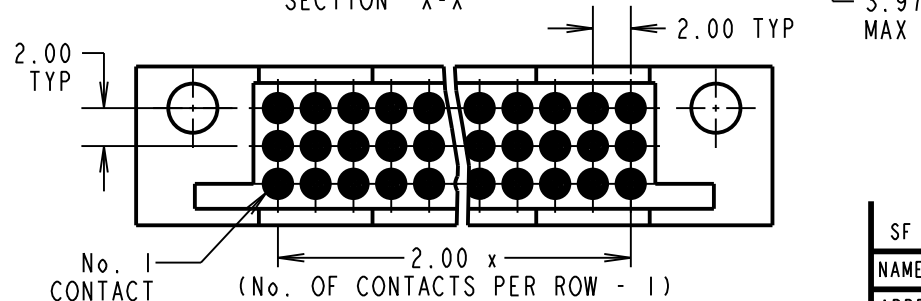
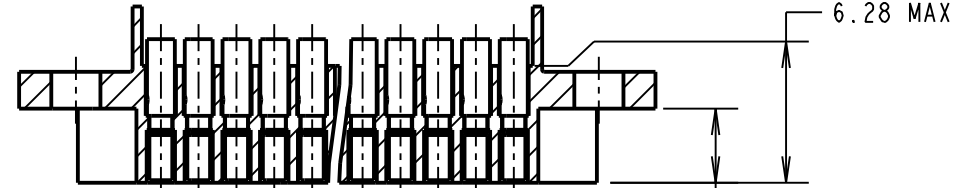
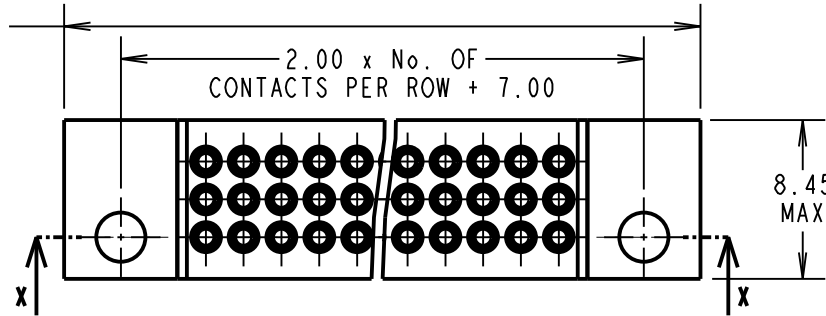
TRAYS

FOR COMPLETE SPECIFICATION, SEE COMPONENT SPECIFICATION C017XX (LATEST ISSUE)

2.00 x No. OF CONTACTS
PER ROW + 13.10 MAX



CONTACT No. 1
(SEE NOTE 1)



NOTES:

1. FROM No. 1 POSITION, CONTACTS NUMBERED IN SEQUENCE FROM RIGHT TO LEFT AND FROM BOTTOM ROW TO TOP ROW (LOOKING ON MATING FACE).
2. CONNECTOR SUPPLIED UN-ASSEMBLED.
3. RECOMMENDED WIRE TYPE = BS 3G 210 PTFE INSULATED, 22AWG. MAX INSULATION DIAMETER = Ø1.10mm. STRIP WIRE BY 2.00mm.
4. RECOMMENDED HAND CRIMP TOOL = M22520/2-01 WITH POSITIONER T5747. REFER TO TOOLING INSTRUCTION SHEET IS-01 FOR COMPLETE CRIMPING INSTRUCTIONS.
5. CONTACT INSERTION AND EXTRACTION TOOL = 280-280. REFER TO TOOLING INSTRUCTION SHEET IS-25 FOR ASSEMBLY INSTRUCTIONS.

SF	7	09.04.13	12000
NAME	ISS.	DATE	C/NOTE
APPROVED:		S.FLOWER	
CHECKED:		M.G.PLESTED	
DRAWN:		W. J. BOURNE	
CUSTOMER REF.:			
ASSEMBLY DRG:			

HARWIN

www.harwin.com
technical@harwin.com

THIS DRAWING AND ANY INFORMATION OR DESCRIPTIVE MATTER SET OUT HEREON ARE CONFIDENTIAL AND COPYRIGHT PROPERTY OF THE HARWIN GROUP AND MUST NOT BE DISCLOSED, LOANED, COPIED OR USED FOR MANUFACTURING, TENDERING OR FOR ANY OTHER PURPOSE WITHOUT THEIR WRITTEN PERMISSION.

TOLERANCES

X. = ±1mm
X.X = ±0.25mm
X.XX = ±0.10mm
X.XXX = ±0.01mm
ANGLES = ±5°
UNLESS STATED

MATERIAL:

SEE ABOVE

FINISH: SEE ABOVE

S/AREA: mm²

TITLE: 3-ROW DATAMATE
FEMALE CRIMP SOCKET ASSY
22 AWG (LARGE BORE)

DRAWING NUMBER:

M80-709XXXX

SHT
2 OF 2