

FEATURES

- RoHS compliant
- 2.7μH to 330μH
- Surface mount
- J-STD-020C reflow
- Up to 8.10A I_{DC}
- UL94 V-0 package materials
- Compact size
- Toroidal construction minimizes EMI
- Pick & place compatible
- Backward compatible with Sn/Pb soldering systems

DESCRIPTION

The 4100 series is a range of surface mount toroidal inductors designed for use in switching power supplies and DC/DC converters. The parts are ideal for applications requiring low profile compact components in a surface mount package.

SELECTION GUIDE

Order Code	Inductance (10kHz, 10mVac)	Inductance Range (10kHz, 10mVac)	DC Current ¹	DC Resistance
	Nom. μH	Min. - Max. μH	Max. A	Max. mΩ
To Be Discontinued				
412R7C	2.7	2.1 - 3.5	8.1	14
414R7C	4.7	3.3 - 5.4	6.7	18
416R8C	6.8	4.7 - 7.8	5.7	20
41100C	10	7.3 - 12.2	4.7	24
41150C	15	10.6 - 17.6	4.0	28
41220C	22	15.8 - 26.3	3.3	33
41330C	33	23.8 - 39.6	2.7	38
41470C	47	35.5 - 59.2	2.2	62
41680C	68	52.2 - 87.0	1.75	110
41101C	100	75.2 - 125	1.47	158
41151C	150	114 - 189	1.16	247
41221C	220	164 - 274	1.03	377
41331C	330	247 - 412	0.83	462

ABSOLUTE MAXIMUM RATINGS

Operating free air temperature range	-40°C to 85°C
Storage temperature range	-40°C to 125°C

SOLDERING INFORMATION²

Peak reflow temperature	245°C
Pin finish	Pure tin dip

All specifications typical at T_A=25°C

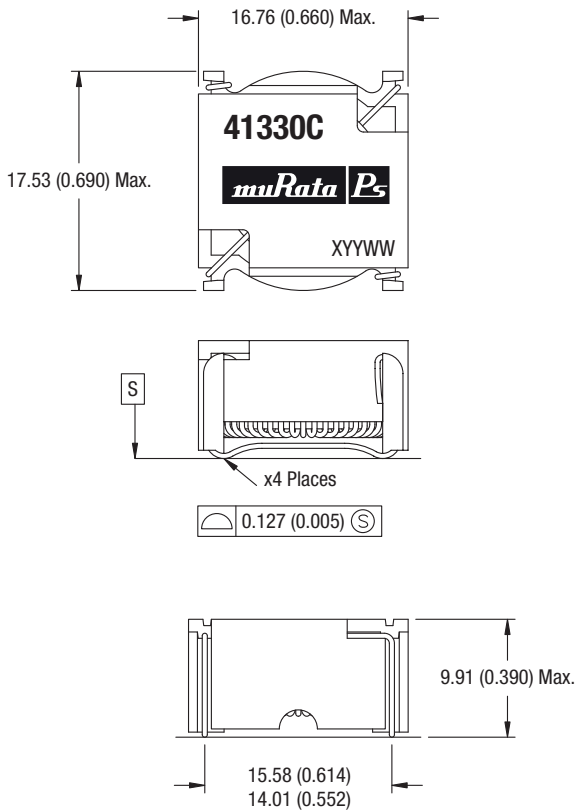
- 1 Maximum DC current occurs when either the inductance falls to 75% of its nominal value or when its temperature rise reaches 40°C, whichever is sooner.
- 2 For further information, please visit www.murata-ps.com/rohs



For full details go to
www.murata-ps.com/rohs

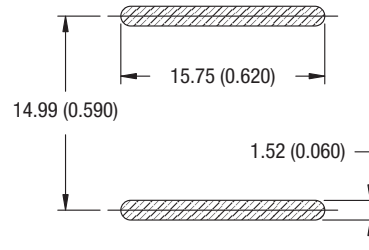
PACKAGE SPECIFICATIONS

MECHANICAL DIMENSIONS



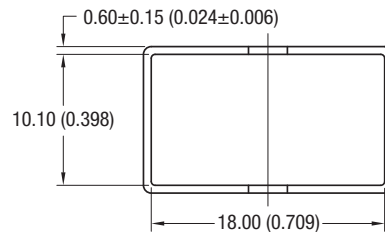
All dimensions in mm (inches).
Package weight 5.6g Typ.

RECOMMENDED FOOTPRINT DETAILS



All dimensions in mm (inches).

TUBE OUTLINE DIMENSIONS



All dimensions in mm (inches).
Tube quantity: 25
Tube material: Antistatic coated clear PVC
Tube length: 475±2mm (18.701±0.079)