


Contact insert - HC-B 24-ESTZZ - 1605255

Please be informed that the data shown in this PDF Document is generated from our Online Catalog. Please find the complete data in the user's documentation. Our General Terms of Use for Downloads are valid (<http://download.phoenixcontact.com>)

HEAVYCON male insert, B24 series, 24-pos., 2 spring-cage connections per contact



Key commercial data

Packing unit	1 PCE
GTIN	 4 017918 924102
Weight per Piece (excluding packing)	169.5 GRM
Custom tariff number	85369010
Country of origin	Germany

Technical data

General

Note	For housing HC-B24
Connection method	Spring-cage connection
Pollution degree	3
Surge voltage category	III
Number of positions	24+PE
Insertion/withdrawal cycles	≥ 500
Design	B24
Conductor cross section	0.14 mm ² ... 2.5 mm ²
Connection cross section AWG	26 ... 14
Stripping length of the individual wire	10 mm ± 1 mm
Assembly instructions	For housing h ≥ 72 mm. Connectors may be operated only when there is no load/voltage.
Connection	For housings of type B16/B32. Connectors may only be actuated when there is no load/voltage.

Contact insert - HC-B 24-ESTZZ - 1605255

Technical data

Ambient conditions

Ambient temperature (operation)	-40 °C ... 125 °C (including heating up of contacts)
---------------------------------	--

Material data

Inflammability class according to UL 94	V0
Contact material	Copper alloy
Contact surface material	Ag
Contact carrier material	PC

Electrical characteristics

Rated voltage (III/3)	500 V
Rated surge voltage	6 kV
Rated current	16 A

Classifications

eCl@ss

eCl@ss 4.0	27140816
eCl@ss 4.1	27140816
eCl@ss 5.0	27143424
eCl@ss 5.1	27143424
eCl@ss 6.0	27143424
eCl@ss 7.0	27440209
eCl@ss 8.0	27440209

ETIM

ETIM 2.0	EC000438
ETIM 3.0	EC000438
ETIM 4.0	EC000438
ETIM 5.0	EC000438

UNSPSC

UNSPSC 6.01	30211923
UNSPSC 7.0901	39121522
UNSPSC 11	39121522
UNSPSC 12.01	39121522
UNSPSC 13.2	39121522

Approvals

Approvals

Contact insert - HC-B 24-ESTZZ - 1605255

Approvals


Approvals

UL Recognized / GOST

Ex Approvals

Approvals submitted

Approval details

UL Recognized 

GOST 

Accessories

Accessories

Coding element

Coding element - HC-CBU - 1676860



Coding socket for coding up to 16 connectors

Coding bolt - HC-CB - 1772722



Coding pin, prevents mismatching of up to six connectors with an identical number of positions

Contact insert - HC-B 24-ESTZZ - 1605255

Accessories

Coding element - HC-CST - 1676857



Coding peg for coding up to 16 connectors

Docking frame

Docking frames - HC-B 24-ANDOCK - 1586141



Docking frame for racks, for contact inserts of B24 type, with four M5 flat headed screws, rack balance x/y axis +/- 1.5 mm

Mounting material

Mounting material - HC-B-PES - 1604997



PE screw, for contact inserts HC-B / HC-BB / HC-DD / HC-D40 / HC-D64

Strain relief clamp - HC-B-ZG - 1685327



Strain relief clamps contact inserts of series: B-, BB-, D 40, D 64, DD and HV, straight cable exit

Strain relief clamp - HC-B-ZS - 1685330



Strain relief clamps contact inserts of series: B-, BB-, D 40, D 64, DD and HV, lateral cable exit

Contact insert - HC-B 24-ESTZZ - 1605255

Accessories

Plug assembly frame

Connector assembly frame - HC-SMR-B24 - 1687985



HEAVYCON connector assembly frame, for contact inserts of type B24

Plug mounting plate


Connector assembly frame - HC-SMP 150-B24-AMQ - 1660944



HEAVYCON connector assembly frame with panel mounting base with double locking latch, for contact inserts of type B24, 150 mm long

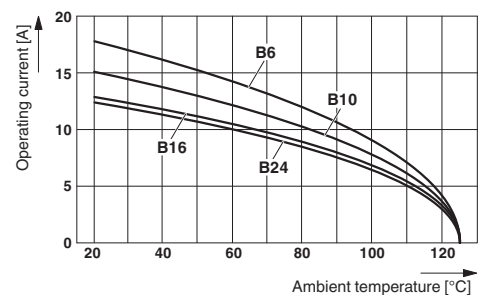
Drawings

Schematic diagram



Connector pin assignment, connection side

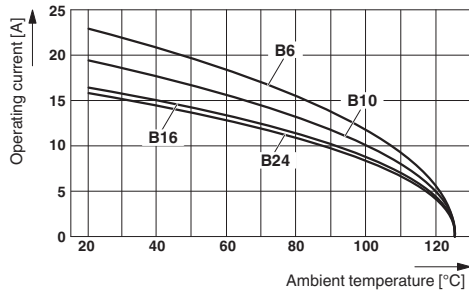
Diagram



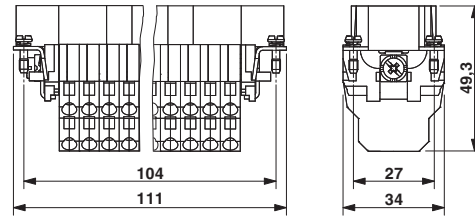
The illustration shows the derating diagram of various series B contact inserts (B6 to B24), conductor cross section 1.5 mm²

Contact insert - HC-B 24-ESTZZ - 1605255

Diagram



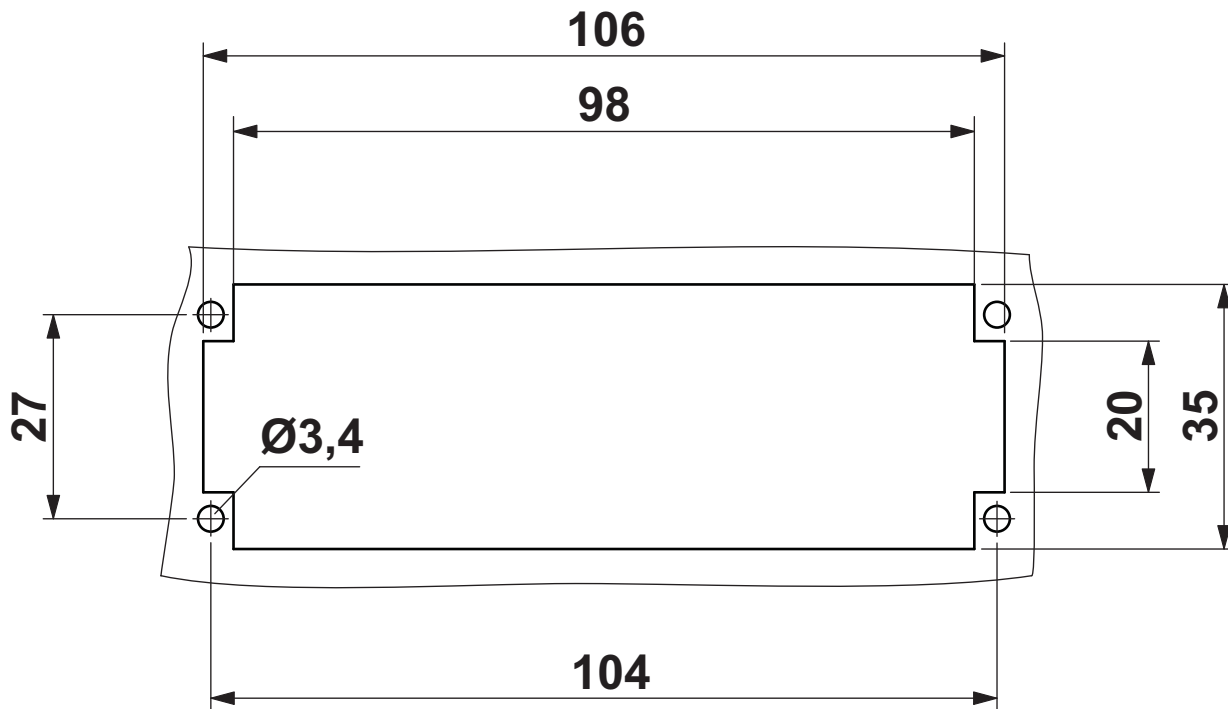
Dimensioned drawing



Male contact insert

The illustration shows the derating diagram of various series B contact inserts (B6 to B24), conductor cross section 2.5 mm²

Dimensioned drawing



Panel cutout