



30 dB Fixed Attenuator, 75 Ohm N Male to 75 Ohm N Female  
 Brass Nickel Body Rated to 1 Watt Up to 1,000 MHz

## RF Fixed Attenuators Technical Data Sheet

PE7029-30

### Features

- Bidirectional
- DC to 1 GHz Frequency Range
- Attenuation 30±1 dB
- Max Power 1 Watt (CW)
- VSWR < 1.2:1

### Applications

- Instrumentation
- Precision measurements
- Prototyping and characterization
- Production systems

### Description

Pasternack carries a wide range of fixed attenuators with a broad selection of attenuation levels, frequency ranges, and power dissipation ranges. RF microwave attenuators (also known as RF pads) lower the amplitude of a signal (attenuate) a known amount and can be used in a wide variety of applications. These attenuator pads are used when a signal needs to be reduced to protect measurement equipment or other circuitry, to extend the range of power meters and amplifiers, and to impedance match circuits by reducing the VSWR seen by adjacent components. RF attenuators can prevent signal overload in amplifiers, receivers and detectors, adjusting the signal level to a range that is optimal.

Few RF components are as commonly used as fixed coaxial attenuators, and Pasternack carries one of the largest in-stock varieties and ships them same day. The 30 dB Fixed Attenuator PE7029-30 is rated to 1 Watt and operates from DC to 1,000 MHz. The versatile coaxial package uses N male to N female connectors and is also REACH and RoHS compliant.

### Electrical Specifications

Description	Minimum	Typical	Maximum	Units
Frequency Range	DC		1,000	MHz
Impedance		75		Ohms
Nominal Attenuation		30		dB
Attenuation Accuracy		±1		dB
VSWR			1.2:1	
Input Power, CW			1	Watts

### Mechanical Specifications

#### Size

Length	2.24 in [56.9 mm]
Width/Diameter	0.83 in [21.08 mm]
Weight	0.144 lbs [65.32 g]
Body Material and Plating	Brass, Nickel

Click the following link (or enter part number in "SEARCH" on website) to obtain additional part information including price, inventory and certifications: [30 dB Fixed Attenuator, 75 Ohm N Male to 75 Ohm N Female Brass Nickel Body Rated to 1 Watt Up to 1,000 MHz PE7029-30](#)



30 dB Fixed Attenuator, 75 Ohm N Male to 75 Ohm N Female  
 Brass Nickel Body Rated to 1 Watt Up to 1,000 MHz

## RF Fixed Attenuators Technical Data Sheet

PE7029-30

### Configuration

Design Fixed, Bidirectional  
 Package Style Connectorized Module

### Connectors

Description	Connector 1	Connector 2
Type	N Male	N Female
Contact Material and Plating	Brass, Gold	Beryllium Copper, Gold
Dielectric Type	Teflon	Teflon
Coupling Nut Material and Plating	Brass, Nickel	
Body Material and Plating	Brass, Nickel	Brass, Nickel

### Environmental Specifications

#### Temperature

Operating Range -30 to +70 deg C

### Compliance Certifications (visit [www.Pasternack.com](http://www.Pasternack.com) for current document)

RoHS Compliant  
 REACH Compliant 12/17/2015

### Plotted and Other Data

Notes:

Click the following link (or enter part number in "SEARCH" on website) to obtain additional part information including price, inventory and certifications: [30 dB Fixed Attenuator, 75 Ohm N Male to 75 Ohm N Female Brass Nickel Body Rated to 1 Watt Up to 1,000 MHz PE7029-30](#)

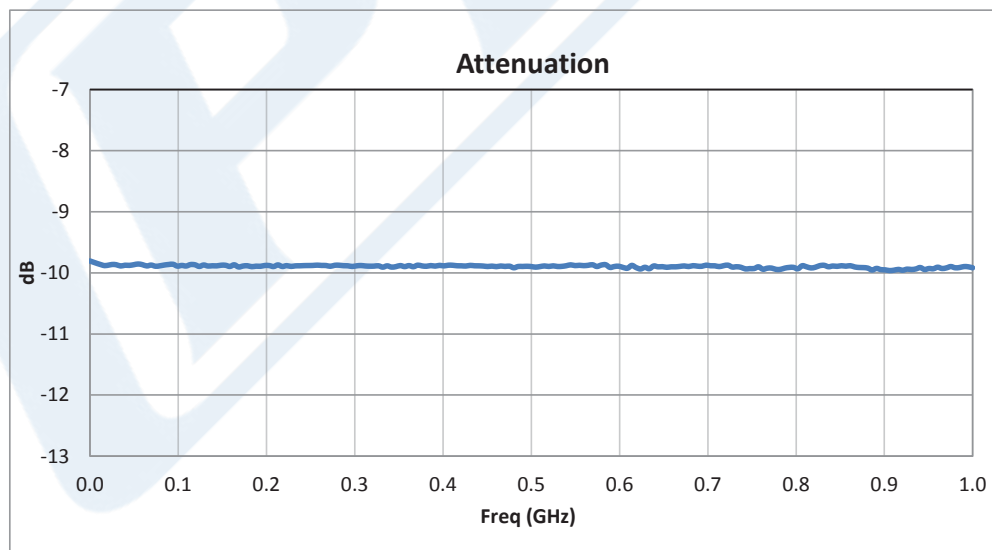
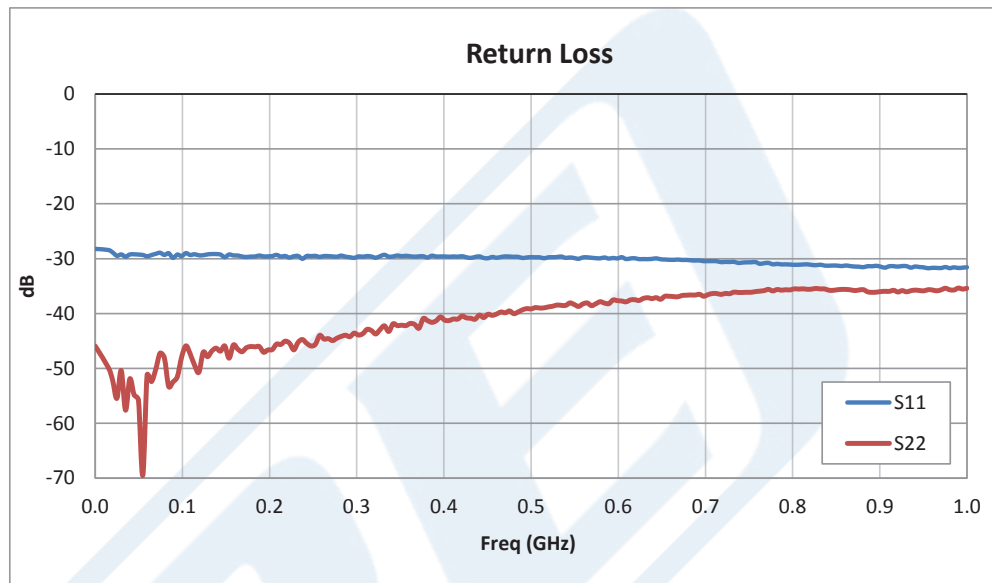


30 dB Fixed Attenuator, 75 Ohm N Male to 75 Ohm N Female  
Brass Nickel Body Rated to 1 Watt Up to 1,000 MHz

RF Fixed Attenuators Technical Data Sheet

PE7029-30

Typical Performance Data



Typical performance of PE7029 Series' 10 dB model

Click the following link (or enter part number in "SEARCH" on website) to obtain additional part information including price, inventory and certifications: [30 dB Fixed Attenuator, 75 Ohm N Male to 75 Ohm N Female Brass Nickel Body Rated to 1 Watt Up to 1,000 MHz PE7029-30](#)





30 dB Fixed Attenuator, 75 Ohm N Male to 75 Ohm N Female  
Brass Nickel Body Rated to 1 Watt Up to 1,000 MHz

## RF Fixed Attenuators Technical Data Sheet

PE7029-30

30 dB Fixed Attenuator, 75 Ohm N Male to 75 Ohm N Female Brass Nickel Body Rated to 1 Watt Up to 1,000 MHz from Pasternack Enterprises has same day shipment for domestic and International orders. Our RF, microwave and millimeter wave products maintain a 99% availability and are part of the broadest selection in the industry.

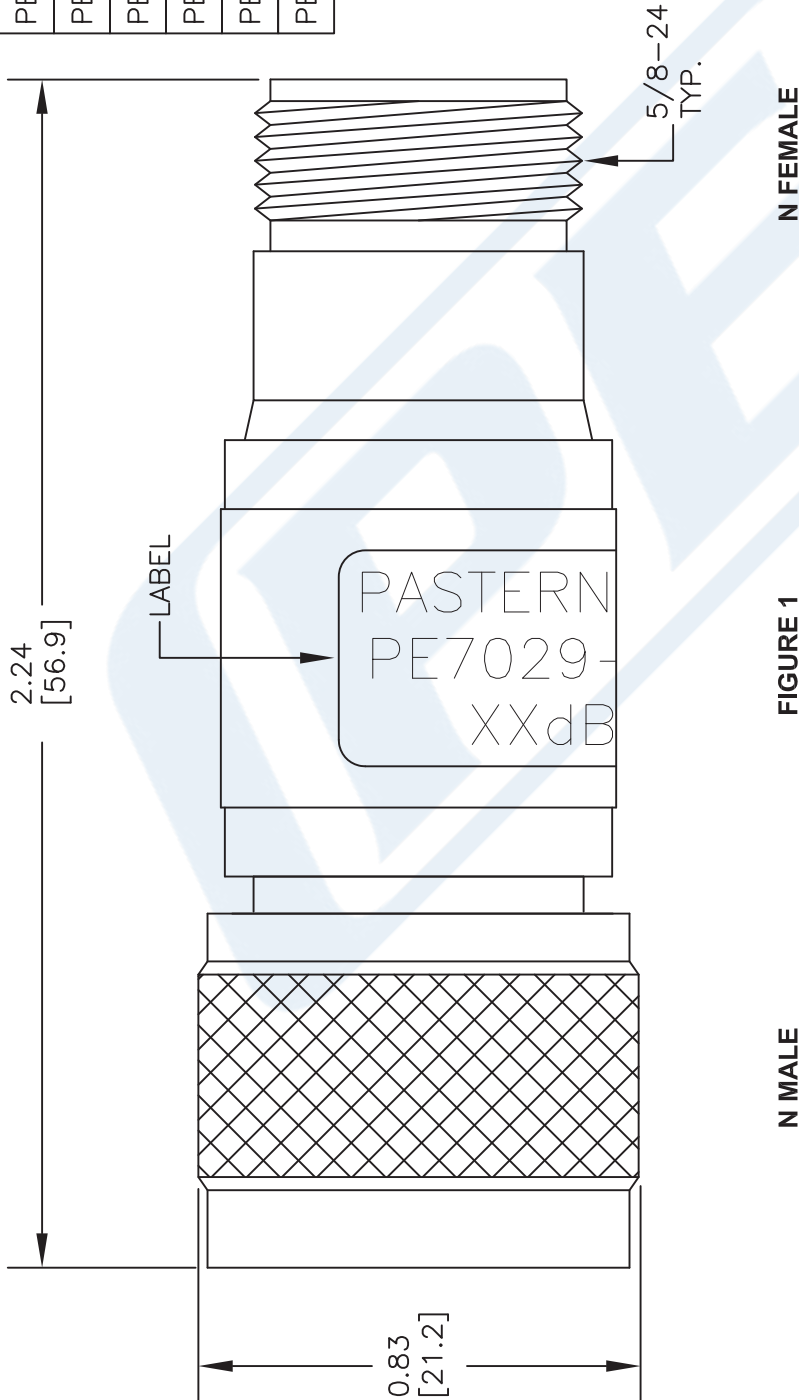
Click the following link (or enter part number in "SEARCH" on website) to obtain additional part information including price, inventory and certifications: [30 dB Fixed Attenuator, 75 Ohm N Male to 75 Ohm N Female Brass Nickel Body Rated to 1 Watt Up to 1,000 MHz PE7029-30](http://www.pasternack.com/30db-fixed-n-female-n-male-1-watt-attenuator-pe7029-30-p.aspx)

URL: <http://www.pasternack.com/30db-fixed-n-female-n-male-1-watt-attenuator-pe7029-30-p.aspx>

# PE7029-30 CAD Drawing

30 dB Fixed Attenuator, 75 Ohm N Male to 75 Ohm N Female  
Brass Nickel Body Rated to 1 Watt Up to 1,000 MHz

P/N	ATTEN.	FIGURE
PE7029-1	1 dB	1
PE7029-2	2 dB	1
PE7029-3	3 dB	1
PE7029-6	6 dB	1
PE7029-10	10 dB	1
PE7029-20	20 dB	1
PE7029-30	30 dB	1



PASTERNACK  
PE7029-XX  
XXdB

**PART LABEL**

**STANDARD TOLERANCES**  
.X ±0.2  
.XX ±0.1  
.XXX ±0.05

\*STANDARD TOLERANCES APPLY ONLY TO DIMENSIONS IN INCHES

**NOTES:**  
1. UNLESS OTHERWISE SPECIFIED ALL DIMENSIONS ARE NOMINAL.  
2. ALL SPECIFICATIONS ARE SUBJECT TO CHANGE WITHOUT NOTICE AT ANY TIME.  
3. DIMENSIONS ARE IN INCHES [mm].

DWG TITLE  
**PE7029**

FSCM NO. 53919

CAD FILE 022616

SCALE N/A

SIZE A

3045

**PE PASTERNACK**  
THE ENGINEER'S RF SOURCE

Pasternack Enterprises, Inc.  
P.O. Box 16759 | Irvine | CA | 92623

Phone: (949) 261-1920 | Fax: (949) 261-7451  
Website: www.pasternack.com | E-Mail: sales@pasternack.com