

# RABF152 THRU RABF1510

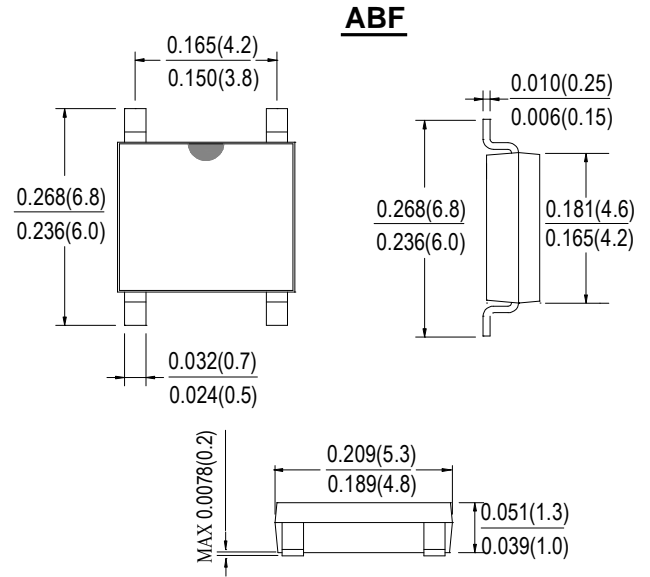
SINGLE PHASE 1.5AMP FAST GLASS PASSIVATED BRIDGE RECTIFIER

## Features

- Glass passivated die construction
- Low forward voltage drop
- High current capability
- High surge current capability
- Designed for surface mount application
- Plastic material-UL flammability 94V-0

## Mechanical Data

- Case: ABF, molded plastic
- Terminals: plated leads solderable per MIL-STD-202, Method 208
- Polarity: as marked on case
- Mounting position: Any
- Marking: type number



Dimensions in inches and (millimeters)

## Maximum Ratings and Electrical Characteristics

Rating at 25°C ambient temperature unless otherwise specified.

Single Phase, half wave, 60Hz, resistive or inductive load.

For capacitive load, derate current by 20%.

TYPE NUMBER	SYMBOL	RABF152	RABF154	RABF156	RABF158	RABF1510	UNITS
Peak Repetitive Reverse Voltage	$V_{RRM}$						
Working Peak Reverse Voltage	$V_{RWM}$	200	400	600	800	1000	V
DC Blocking Voltage	$V_{DC}$						
RMS Reverse Voltage	$V_{RMS}$	140	280	420	560	700	V
Average Rectified Output Current @ $T_A = 40^\circ C$	$I_o$	1.5					A
Non-Repetitive Peak Forward Surge Current 8.3ms Single half sine-wave superimposed on rated load (JEDEC Method)	$I_{FSM}$	50					A
Forward Voltage per element @ $I_F = 1.5A$	$V_{FM}$	1.2					V
Peak Reverse Current @ $T_A = 25^\circ C$ At Rated DC Blocking Voltage @ $T_A = 125^\circ C$	$I_R$	500					$\mu A$
Maximum Reverse Recovery Time (Note 1)	$T_{rr}$	150	250	500			ns
Typical Thermal Resistance per leg	$R_{\theta JA}$	62.5					$^\circ C/W$
	$R_{\theta JL}$	25					
Operating and Storage Temperature Range	$T_J, T_{STG}$	-55to+150					$^\circ C$

Note: 1.Reverse Recovery Test Conditions: $I_F = 0.5A, I_R = 1.0A, I_{RR} = 0.25A$ .

FIG.1 FORWARD CURRENT DERATING CURVE

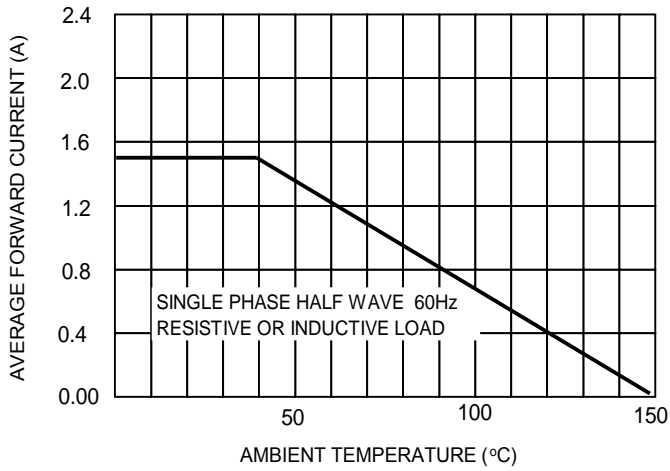


FIG.2 TYPICAL FORWARD CHARACTERISTICS

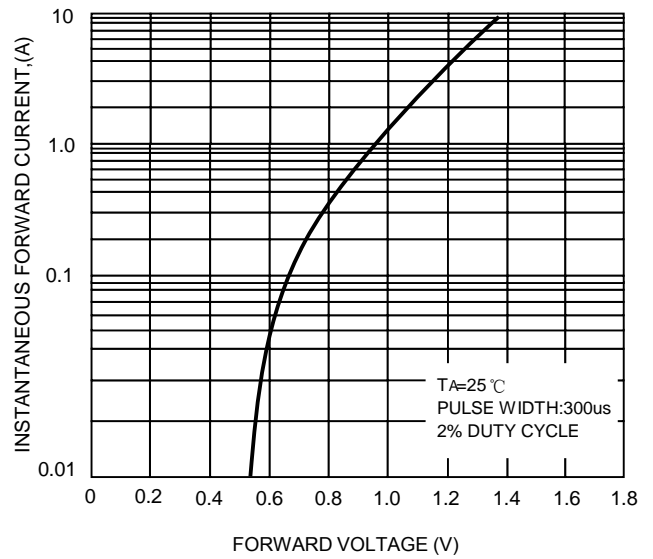


FIG.3 MXIMUM NON-REPETITIVE

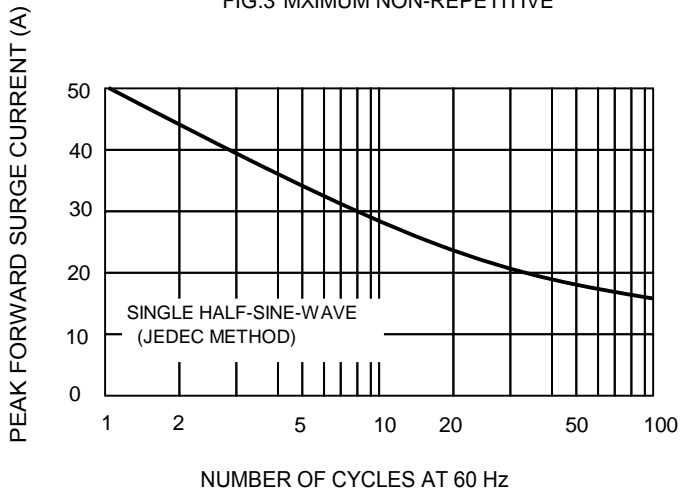


FIG. 4 TYPICAL REVERSE CHARACTERISTICS

