

**SAW Filter 915.0MHz**  
**Part No: MP02566**

**Model: TA1102A**  
**Rev No: 2**

**A. MAXIMUM RATING:**

1. Input Power Level: 15dBm
2. DC Voltage: 3V
3. Operating Temperature: -40°C to +85°C
4. Storage Temperature: -40°C to +85°C

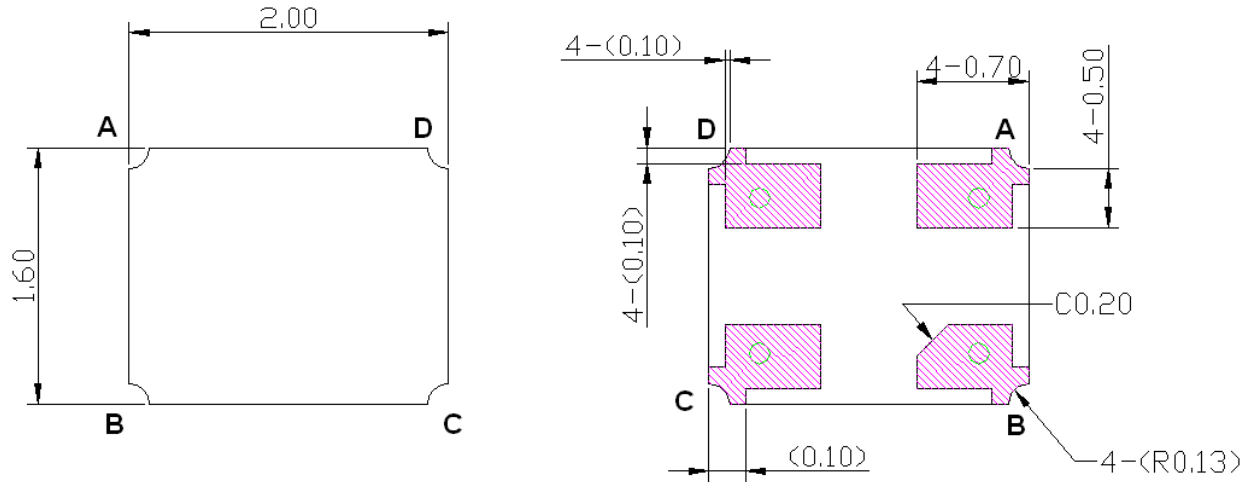
**B. ELECTRICAL CHARACTERISTICS:**

Item	Unit	Min.	Typ.	Max.
Center Frequency Fc	MHz	-	915	-
Insertion Loss (902 ~ 928MHz) IL	dB	-	2	3 max
Amplitude Ripple (902 ~ 928MHz)	dB	-	0.8	1.5 max
Group Delay Variation (902 ~ 928MHz)	ns	-	35	50 max
Input / Output Return Loss (902 ~ 928MHz)	dB	-	9.5	8 min
Attenuation (Reference level from 0dB)				
10 ~ 857.5MHz	dB	40 min.	55	-
857.5 ~ 882.5MHz	dB	35 min.	48	-
970 ~ 1005MHz	dB	35 min.	48	-
1005 ~ 1110MHz	dB	45 min.	52	-
1110 ~ 3000MHz	dB	30 min.	35	-

**SAW Filter 915.0MHz**  
**Part No: MP02566**

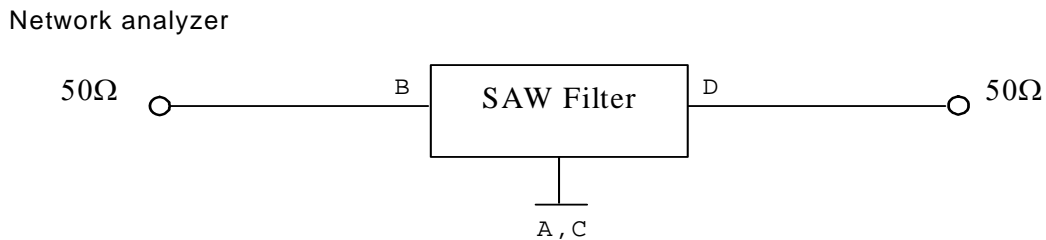
**Model: TA1102A**  
**Rev No: 2**

**C. OUTLINE DRAWING:**

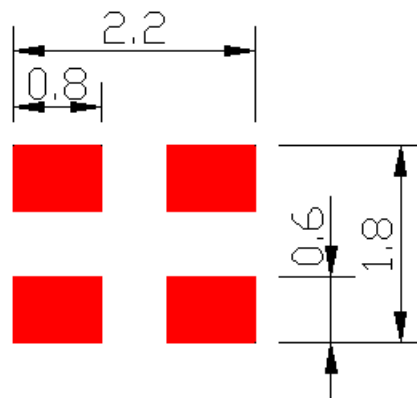


B: Input  
 D: Output  
 A, C: Ground  
 Unit: mm

**D. MEASUREMENT CIRCUIT:**



**E. PCB FOOTPRINT:**

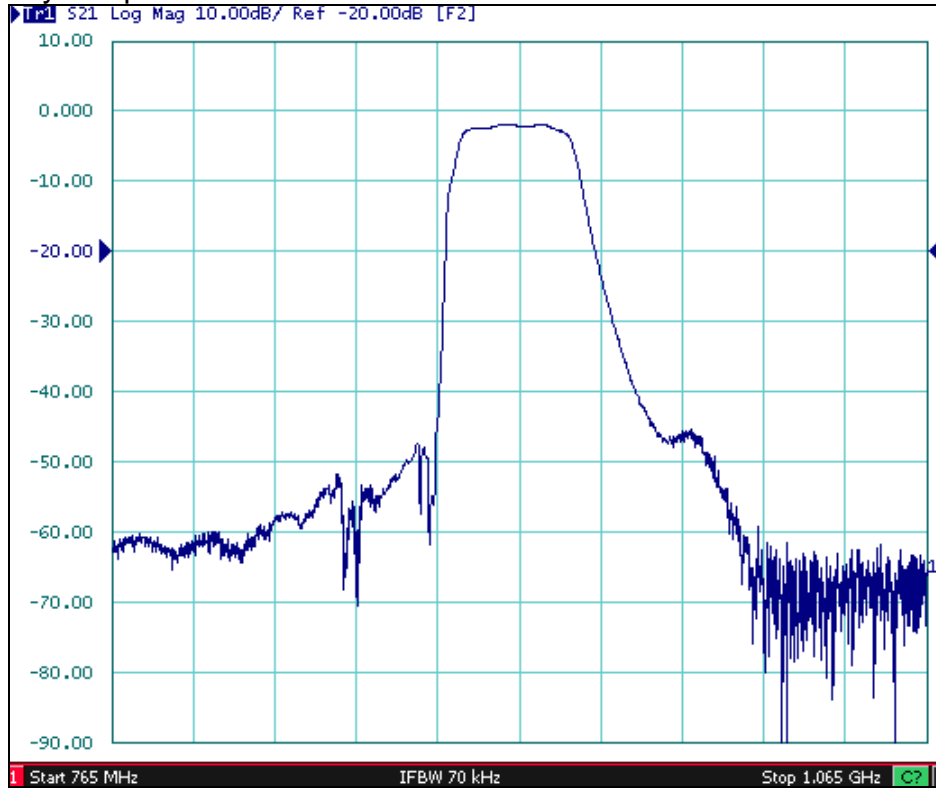


**SAW Filter 915.0MHz**  
**Part No: MP02566**

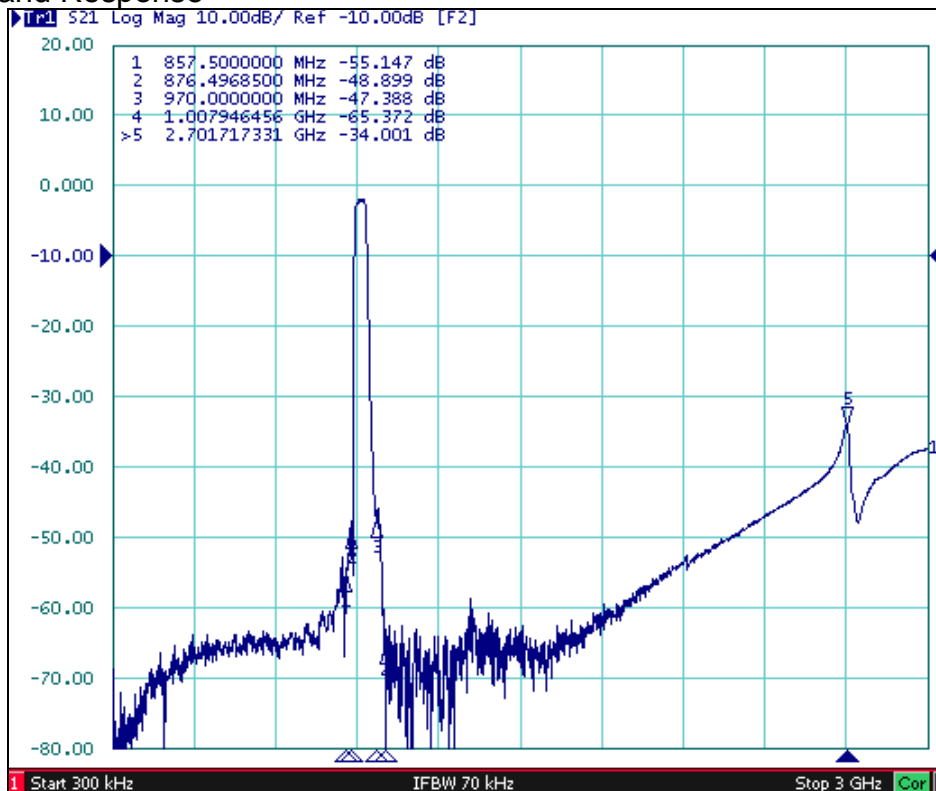
**Model: TA1102A**  
**Rev No: 2**

**F. FREQUENCY CHARACTERISTICS:** (Measure Demo board)

1. Frequency Response



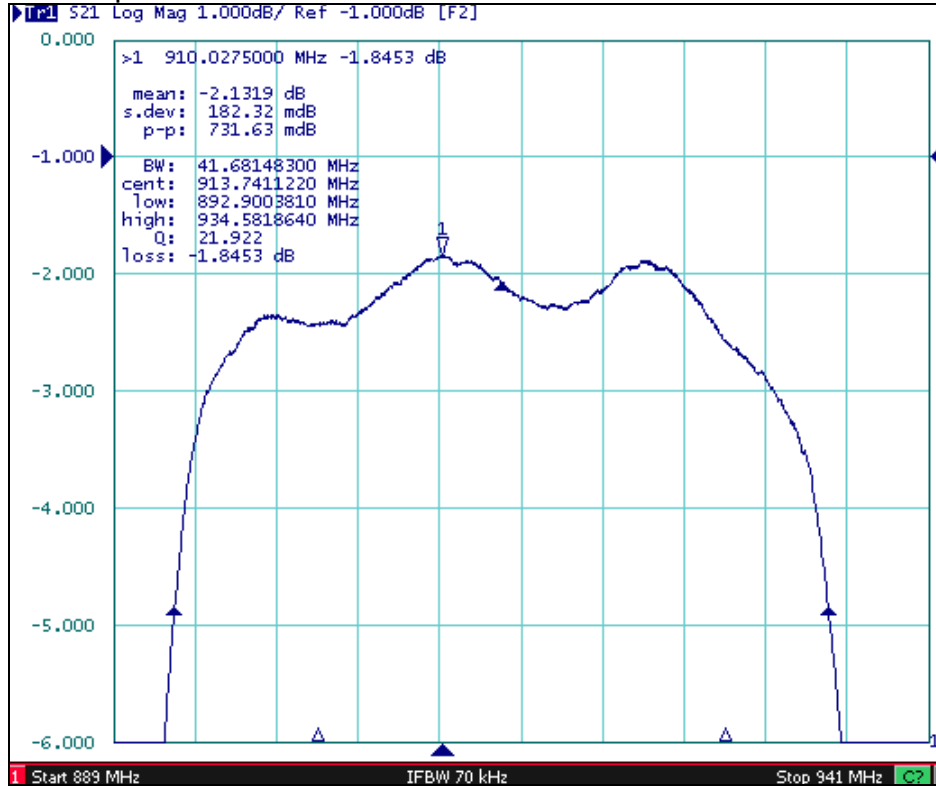
2. Wideband Response



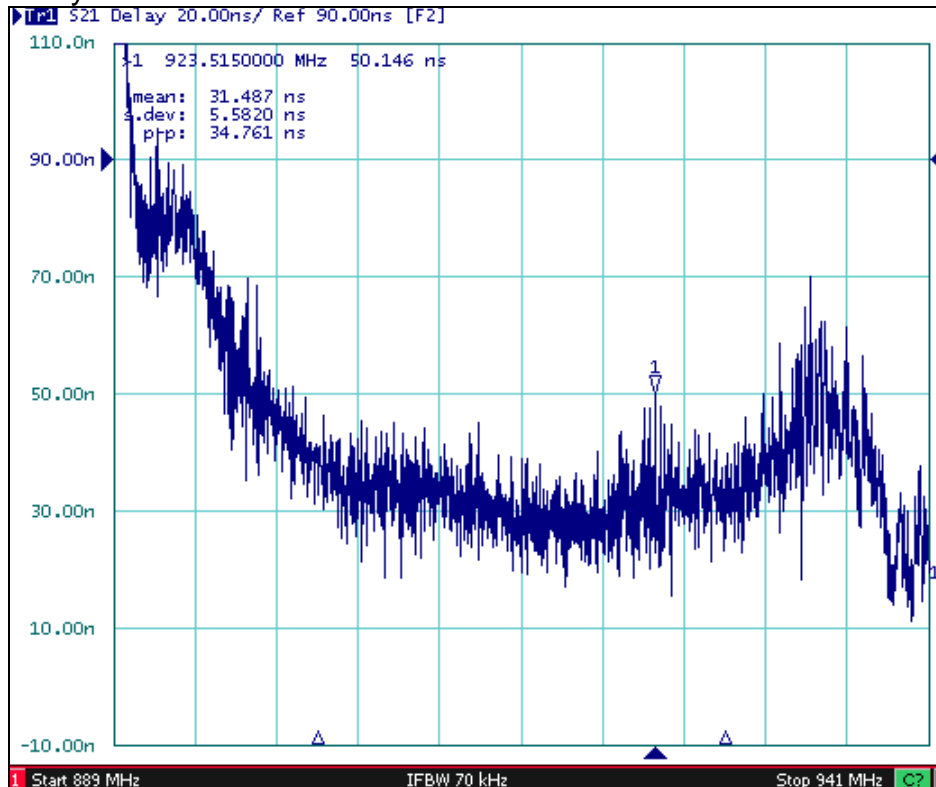
**SAW Filter 915.0MHz**  
**Part No: MP02566**

**Model: TA1102A**  
**Rev No: 2**

### 3. Passband Response



### 4. Group Delay Variation



**SAW Filter 915.0MHz**  
**Part No: MP02566**

**Model: TA1102A**  
**Rev No: 2**

5. Return Loss

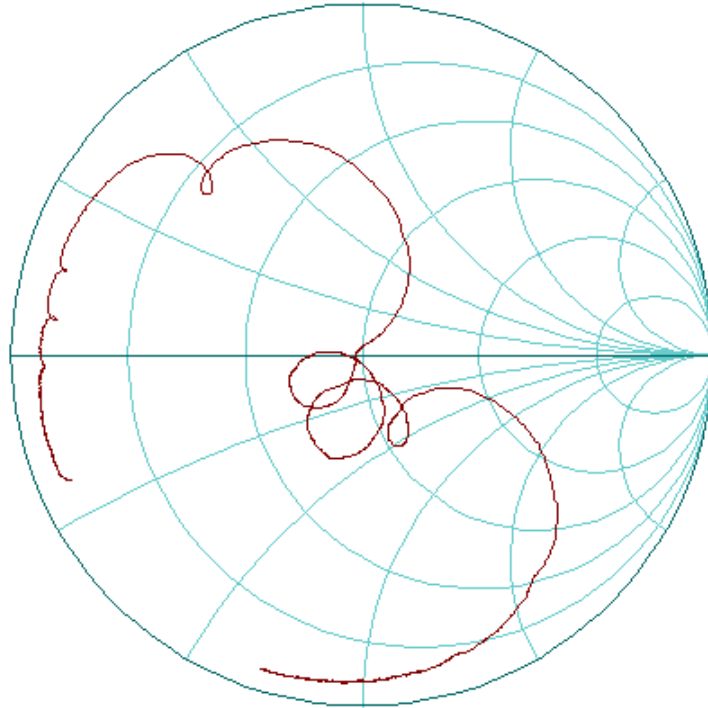


**SAW Filter 915.0MHz**  
**Part No: MP02566**

**Model: TA1102A**  
**Rev No: 2**

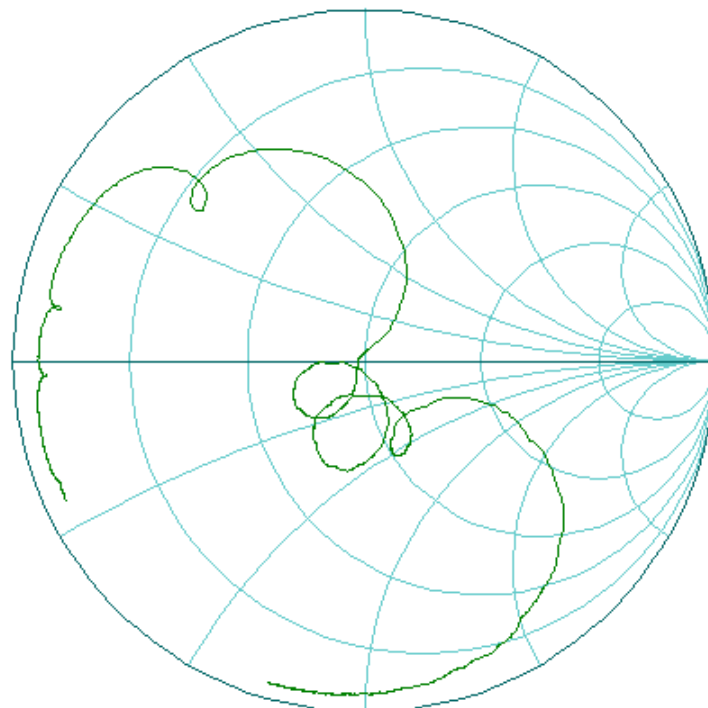
6. S11 Smith chart

▶ **Tr2** S11 Smith (R+jX) Scale 1.000U [F2]



7. S22 Smith chart

▶ **Tr2** S22 Smith (R+jX) Scale 1.000U [F2]

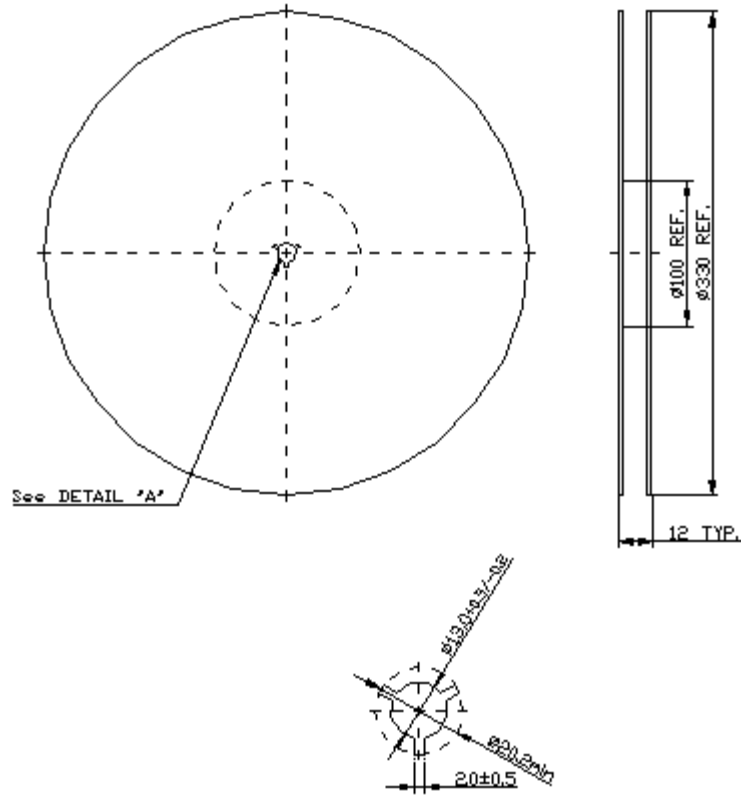


**SAW Filter 915.0MHz**  
**Part No: MP02566**

**Model: TA1102A**  
**Rev No: 2**

**G. PACKING:**

1. Reel Dimension



2. Tape Dimension

