

Sensor/actuator box - SACB-8Q/4P-L-SC NPN - 1680872

Please be informed that the data shown in this PDF Document is generated from our Online Catalog. Please find the complete data in the user's documentation. Our General Terms of Use for Downloads are valid (<http://phoenixcontact.com/download>)



Sensor/actuator box, Application: Standard, Connection method: QUICKON, 0.34 mm² ... 0.75 mm², Number of slots: 8, Number of positions: 4, Slot assignment: single, Status indication: Yes, npn; Master cable connection: Spring-cage connection 180°, Shielding: No

Why buy this product

- ✓ Safety in the field, thanks to molded housing and high degree of protection
- ✓ Flexible, distributed bundling of signals in one master cable
- ✓ Convenient: increased machine availability thanks to quick and easy diagnostics
- ✓ Innovative and time-saving assembly with insulation displacement connection
- ✓ Flexible: distributor box with connector hood for on-site assembly

Key Commercial Data

Packing unit	1 STK
Weight per Piece (excluding packing)	305.600 g
Custom tariff number	85366990
Country of origin	Poland

Technical data

General

Rated voltage	24 V DC
Max. operating voltage U_{max}	30 V DC
Current carrying capacity per I/O signal	4 A
Current carrying capacity per slot	4 A
Total rated current	12 A
Number of positions	4
Number of slots	8
Flammability rating according to UL 94	V0

Sensor/actuator box - SACB-8Q/4P-L-SC NPN - 1680872

Technical data

General

Sensor/actuator connection system	QUICKON
-----------------------------------	---------

Ambient conditions

Degree of protection	IP65
	IP67
Ambient temperature (operation)	-25 °C ... 60 °C

Local diagnostics function

Local diagnostics	Supply voltage Green LED
	Status display I/O Yellow LED

Master cable data/connection data

Connection method	Spring-cage connection
Conductor cross section min. (signal)	0.14 mm ²
Conductor cross section max. (signal)	1 mm ²
Conductor cross section AWG min. (signal)	26
Conductor cross section AWG max. (signal)	18
Stripping length (signal)	10 mm
Conductor cross section min. (energy)	0.2 mm ²
Conductor cross section max. (energy)	1.5 mm ²
Conductor cross section AWG min. (energy)	24
Conductor cross section AWG max. (energy)	16
External cable diameter min.	6.5 mm
External cable diameter max.	9.5 mm
Stripping length	70 mm (Master cable)
Tightening torque, union nut	2.5 Nm

Conductor data

Structure of individual litz in acc. with VDE 0295 / smallest wire diameter	Class 2-6 // 0.34 mm ² : 0.1 mm; 0.5 - 0.75 mm ² : 0.15 mm
Wire insulation material	PVC/PE
Wire diameter including insulation	≤ 2.5 mm
Minimum external conductor diameter	4 mm
Maximum external conductor diameter	7.5 mm
Tightening torque, union nut	2.5 Nm
Wrench size, union nut	22 mm
Note on the frequency of connections	if the conductor is connected more than once, seal and cap may need to be replaced.
Conductor cross section flexible min.	0.34 mm ²
Conductor cross section flexible max.	0.75 mm ²
Conductor cross section AWG min.	22

Sensor/actuator box - SACB-8Q/4P-L-SC NPN - 1680872

Technical data

Conductor data

Conductor cross section AWG max.	18
----------------------------------	----

Insulation material

Housing material	PA
Material of the moulding mass	PUR
Contact material	Steel/copper
Contact surface material	Sn
Material of contact, master cable side	CuZn
Material of contact surface, master cable side	NiSn
Material of the contact carrier on the master cable side	PA 66 V0

Pin assignment

Slot/position = Wire color or connection	1 / 4 (A) = 1 / 4
	2 / 4 (A) = 2 / 4
	3 / 4 (A) = 3 / 4
	4 / 4 (A) = 4 / 4
	5 / 4 (A) = 5 / 4
	6 / 4 (A) = 6 / 4
	7 / 4 (A) = 7 / 4
	8 / 4 (A) = 8 / 4
	1-8 / 1 (+ 24 V) = U _N
	1-8 / 3 (0 V) = 0 V
	1-8 / 5 (PE) = PE

Standards and Regulations

Connection in acc. with standard	CUL
Flammability rating according to UL 94	V0


Environmental Product Compliance

China RoHS	Environmentally friendly use period: unlimited = EFUP-e
	No hazardous substances above threshold values

Drawings

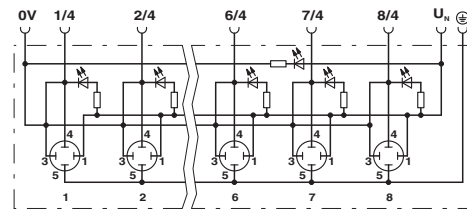
Sensor/actuator box - SACB-8Q/4P-L-SC NPN - 1680872

Schematic diagram



QUICKON connection, 4-pos.

Circuit diagram



Dimensional drawing

Approvals

Approvals

Approvals

UL Recognized / cUL Recognized / EAC / cULus Recognized

Ex Approvals

Approval details


UL Recognized http://database.ul.com/cgi-bin/XYV/template/LISEXT/1FRAME/index.htm FILE E 118976	
mm ² /AWG/kcmil	22-16
Nominal voltage UN	24 V

cUL Recognized http://database.ul.com/cgi-bin/XYV/template/LISEXT/1FRAME/index.htm FILE E 118976	
mm ² /AWG/kcmil	22-16
Nominal voltage UN	24 V

EAC 7500651.22.01.00246

Sensor/actuator box - SACB-8Q/4P-L-SC NPN - 1680872

Approvals

cULus Recognized  <http://database.ul.com/cgi-bin/XYV/template/LISEXT/1FRAME/index.htm>