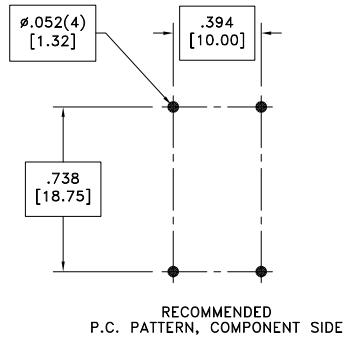
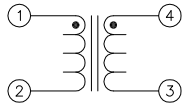
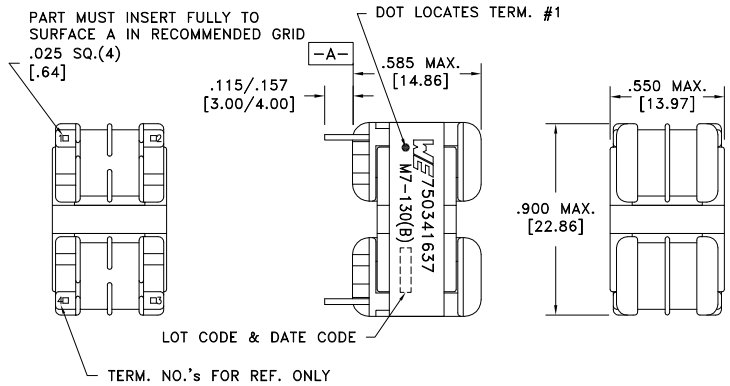


CUSTOMER TERMINAL	RoHS	LEAD(Pb)-FREE
Sn96%, Ag4%	Yes	Yes

more than you expect



Ⓒ ELECTRICAL SPECIFICATIONS @ 25°C unless otherwise noted:

PARAMETER	TEST CONDITIONS	VALUE
D.C. RESISTANCE	1-2 @20°C	1.350 ohms max.
D.C. RESISTANCE	4-3 @20°C	1.350 ohms max.
INDUCTANCE	1-2 10kHz, 50mVAC, Ls	25.0mH +60%/-30%
INDUCTANCE	4-3 10kHz, 50mVAC, Ls	25.0mH +60%/-30%
SATURATION CURRENT	1-4 tie(2+3), roll off 20% from initial	2.0A
LEAKAGE INDUCTANCE	1-4 tie(2+3), 10kHz, 50mVAC, Ls	650uH min.
DIELECTRIC	1-CORE tie(1+4), 1875VAC, 1 second	1500VAC, 1 minute
URNS RATIO	(1-2):(4-3)	1:1, ±2%

GENERAL SPECIFICATIONS:

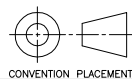
OPERATING TEMPERATURE RANGE: -40°C to +125°C including temp rise.

Designed to meet UL Recognized Insulation System M7-130(B), E106391.

Current Rating: 0.65A

Wire insulation & RoHS status not affected by wire color.
Wire insulation color may vary depending on availability.

REV.	DATE	Packaging Specifications
6C	10/13	Method: Tray PKG-0822 www.we-online.com/midcom
6B	6/13	
6A	5/13	SEE REVISION SHEET FOR



Tolerances unless otherwise specified:
Angles: ±1° Decimals: ±.005 [.13]
Fractions: ±1/64 Footprint: ±.001 [.03]

This drawing is dual dimensioned. Dimensions in brackets are in millimeters.

DRAWING TITLE

CMC

eiSos p/n: 750341637



PART NO.

750341637

SPECIFICATION SHEET 1 OF 1