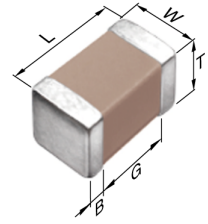


CGJ6P3X7S1H106K250AB



**TDK item description** CGJ6P3X7S1H106KT\*\*\*\*

<b>Applications</b>	High Reliability Grade
<b>Feature</b>	<b>General</b> General (Up to 50V) <b>AEC-Q200</b> AEC-Q200
<b>Series</b>	CGJ6(3225) [EIA 1210]
<b>Status</b>	Production (Not Recommended for New Design)



Dimensions in mm

Size	
Length(L)	3.20mm ±0.40mm
Width(W)	2.50mm ±0.30mm
Thickness(T)	2.50mm ±0.30mm
Terminal Width(B)	0.20mm Min.
Terminal Spacing(G)	
Recommended Land Pattern (PA)	2.00mm to 2.40mm
Recommended Land Pattern (PB)	1.00mm to 1.20mm
Recommended Land Pattern (PC)	1.90mm to 2.50mm

Electrical Characteristics	
Capacitance	10µF ±10%
Rated Voltage	50VDC
Temperature Characteristic	X7S(±22%)
Dissipation Factor (Max.)	5%
Insulation Resistance (Min.)	50MΩ

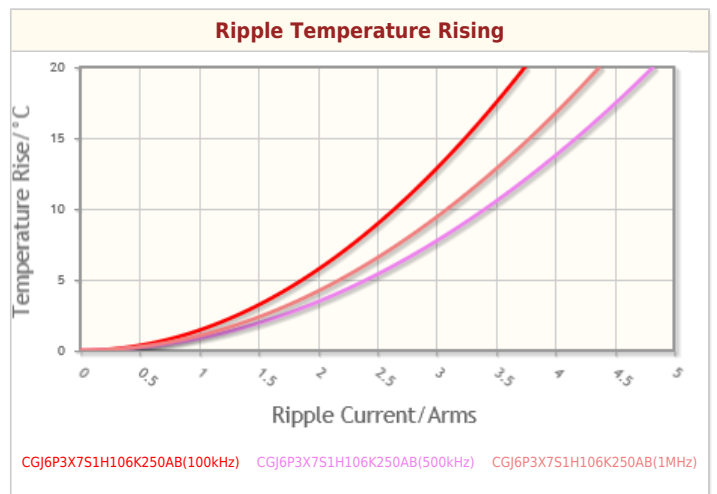
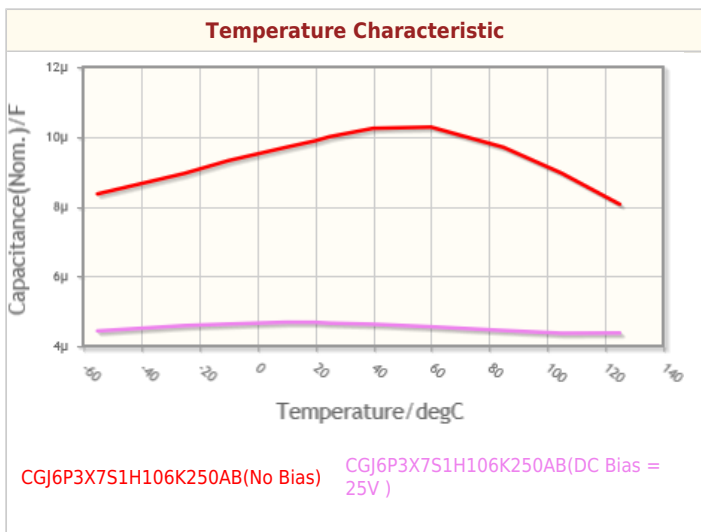
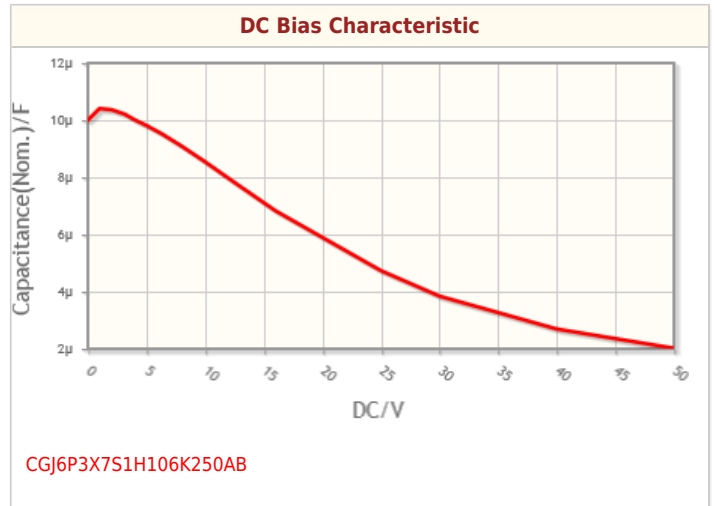
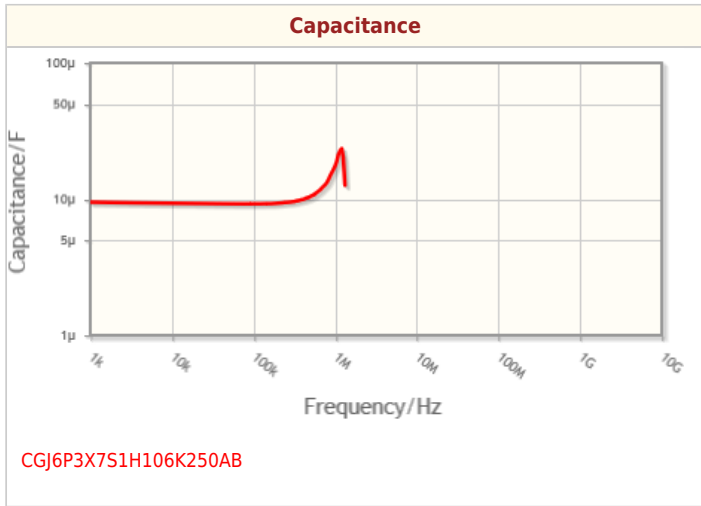
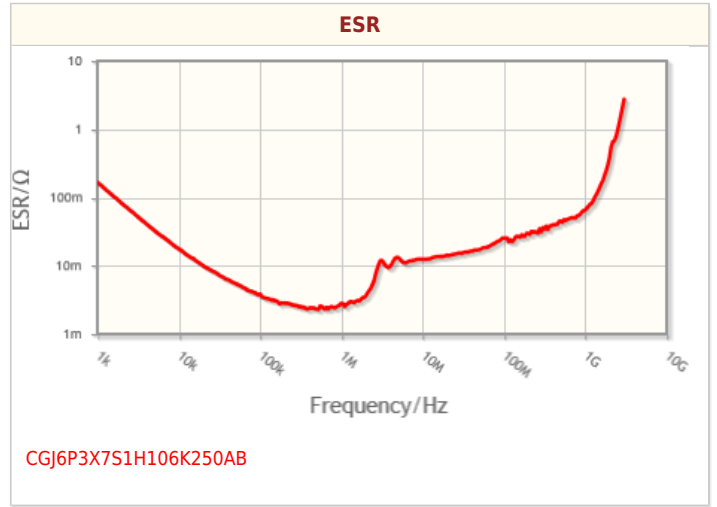
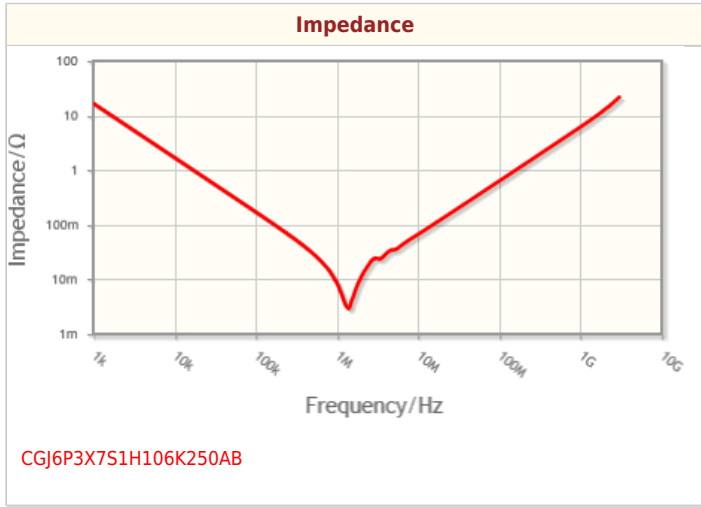
Other	
Soldering Method	Reflow
AEC-Q200	Yes
Packing	Blister (Plastic)Taping [180mm Reel]
Package Quantity	1000pcs

! Images are for reference only and show exemplary products.  
! This PDF document was created based on the data listed on the TDK Corporation website.  
! All specifications are subject to change without notice.

CGJ6P3X7S1H106K250AB



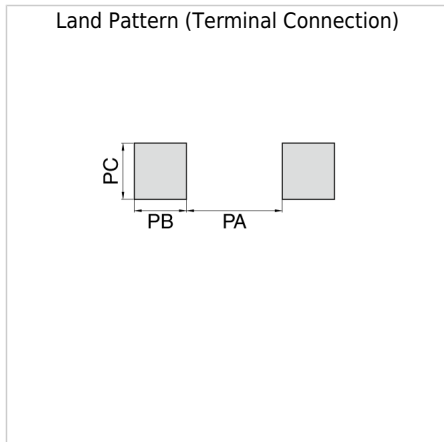
Characteristic Graphs(This is reference data, and does not guarantee the products characteristics.)



! Images are for reference only and show exemplary products.  
! This PDF document was created based on the data listed on the TDK Corporation website.  
! All specifications are subject to change without notice.



## Associated Images



! Images are for reference only and show exemplary products.  
! This PDF document was created based on the data listed on the TDK Corporation website.  
! All specifications are subject to change without notice.