

Electronic housing - ME 35 UT/FE BUS/5 GN - 2706771

Please be informed that the data shown in this PDF Document is generated from our Online Catalog. Please find the complete data in the user's documentation. Our General Terms of Use for Downloads are valid (<http://download.phoenixcontact.com>)



Lower part of housing, fully assembled, with integrated bus connector (parallel), 5-pos.

Product Features

- 2 optional serial contacts (daisy chain)
- Supply via standard MINI COMBICON plug
- Can be snapped onto standard NS 35/7,5 and NS 35/15 DIN rails
- Gold contacts for data transmission and power supply (125 V, 8 A)



Key commercial data

Packing unit	1 1
Minimum order quantity	10 1
Weight per Piece (excluding packing)	69.66 GRM
Custom tariff number	85369010
Country of origin	Germany

Technical data

General

Housing type	Component housing
Housing material	Polyamide
Color	green

Ambient conditions

Ambient temperature (operation)	-40 °C ... 105 °C
---------------------------------	-------------------

Dimensions

Length	99 mm
Constructional height	114.5 mm
Width	35 mm

Electronic housing - ME 35 UT/FE BUS/5 GN - 2706771

Technical data

Technical data

Connection in acc. with standard	CUL
Nominal voltage U_N	300 V
Nominal current I_N	8 A
Indicator1	CUL1
Inflammability class according to UL 94	V0
Power dissipation at 20°C in the horizontal mounting position	7.9 W 16.3 W
Number of positions	5

Classifications

eCl@ss

eCl@ss 4.0	27180401
eCl@ss 4.1	27180401
eCl@ss 5.0	27180506
eCl@ss 5.1	27180506
eCl@ss 6.0	27180802
eCl@ss 7.0	27182702
eCl@ss 8.0	27182702

ETIM

ETIM 2.0	EC001031
ETIM 3.0	EC001031
ETIM 4.0	EC001031
ETIM 5.0	EC001031

UNSPSC

UNSPSC 6.01	31261501
UNSPSC 7.0901	31261501
UNSPSC 11	31261501
UNSPSC 12.01	31261501
UNSPSC 13.2	31261501

Approvals

Approvals

Approvals

UL Recognized / cUL Recognized / cULus Recognized

Electronic housing - ME 35 UT/FE BUS/5 GN - 2706771

Approvals

Ex Approvals

Approvals submitted

Approval details

UL Recognized

cUL Recognized

	B	D
Nominal current I _N	8 A	8 A
Nominal voltage U _N	300 V	300 V

cULus Recognized

Accessories

Accessories

Filler plug

Electronic housing - ME B-SA/NS 35 - 2935959

Terminal cover, 1 strip covers up to 12 terminal points, for ME-BUS male side, (female side)



Electronic housing - ME 35 UT/FE BUS/5 GN - 2706771

Accessories

Electronic housing - ME B-KA - 2854173



Terminal cover, 1 strip covers up to 12 terminal points, for ME-BUS terminal opening, (male side)

Electronic housing - ME B-17,5 MKDSO GN - 2906885



Filler plugs, for unoccupied terminal points

Electronic housing - ME B-17,5 MSTBO GN - 2906869



Filler plugs, for unoccupied terminal points

Mounting material

Electronic housing - ME DH36 NS 35 - 2909895



Spacers, for protection of the input or output contacts for DIN rail NS 35, width [B] 36 mm

Electronic housing - ME DH27 NS 35 - 2908760



Spacers, for protection of the input or output contacts for DIN rail NS 35, width [B] 27 mm

Electronic housing - ME 35 UT/FE BUS/5 GN - 2706771

Accessories

Components of electronic housing - ME-SAS - 2853899



Shield connection clamp for printed circuit terminal block

PCB plug

Printed-circuit board connector - MSTBT 2,5/ 3-ST - 1779848



Plug component, Nominal current: 12 A, Rated voltage (III/2): 320 V, Number of positions: 3, Pitch: 5 mm, Connection method: Screw connection, Color: green, Contact surface: Tin

Printed-circuit board connector - FKCT 2,5/ 3-ST - 1909223



Plug component, Nominal current: 12 A, Rated voltage (III/2): 320 V, Number of positions: 3, Pitch: 5 mm, Connection method: Spring-cage conn., Color: green, Contact surface: Tin

Printed circuit board housing

Base strip - MSTBO 2,5/ 3-G1L - 1861028



Header, Nominal current: 12 A, Rated voltage (III/2): 320 V, Number of positions: 3, Pitch: 5 mm, Assembly: Soldering, Article with lateral pin exit

Base strip - MSTBO 2,5/ 3-G1R - 1861031



Header, Nominal current: 12 A, Rated voltage (III/2): 320 V, Number of positions: 3, Pitch: 5 mm, Assembly: Soldering, Article with lateral pin exit

Electronic housing - ME 35 UT/FE BUS/5 GN - 2706771

Accessories

Printed circuit board terminal

Printed-circuit board connector - MKDSO 2,5/ 3-R - 1707218



PCB terminal block, Nominal current: 24 A, Nom. voltage: 400 V, Pitch: 5 mm, Number of positions: 3, Connection method: Screw connection, Mounting: Soldering, Conductor/PCB connection direction: 0 °, Color: green, Article with lateral pin exit

Printed-circuit board connector - MKDSO 2,5/ 3-L - 1707221



PCB terminal block, Nominal current: 24 A, Nom. voltage: 400 V, Pitch: 5 mm, Number of positions: 3, Connection method: Screw connection, Mounting: Soldering, Conductor/PCB connection direction: 0 °, Color: green, Article with lateral pin exit

Printed-circuit board connector - MCVR 1,5/ 5-ST-3,81 AU - 1893203



Plug component, Nominal current: 8 A, Rated voltage (III/2): 160 V, Number of positions: 5, Pitch: 3.81 mm, Connection method: Screw connection, Color: green, Contact surface: Gold

Printed-circuit board connector - MCVR 1,5/10-ST-3,81 AU - 1893216



Plug component, Nominal current: 8 A, Rated voltage (III/2): 160 V, Number of positions: 10, Pitch: 3.81 mm, Connection method: Screw connection, Color: green, Contact surface: Gold

Required add-on products

Electronic housing - ME 35 UT/FE BUS/5 GN - 2706771

Accessories

Electronic housing - ME 17,5 OT-MSTBO GN - 2906827



Upper part of housing, for COMBICON connection, double-level

Electronic housing - ME 17,5 OT-MKDSO GN - 2906843



Housing upper part, for printed circuit terminal block connection

Electronic housing - ME 17,5 OT-MSTBO SET - 2907431



Housing upper part, complete with COMBICON headers and screw connectors for full mounting of components. 12-pos., housing width: 17.5 mm

Electronic housing - ME 17,5 OT-MKDSO SET - 2907460

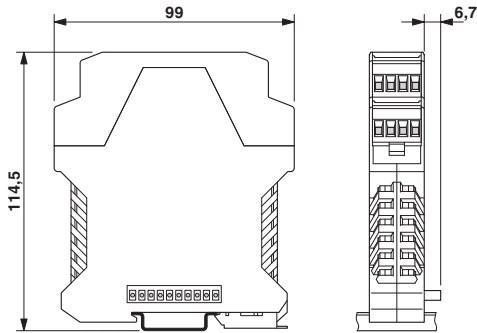


Housing upper part, complete with PCB termination blocks for full equipping. 12-pos., housing width: 17.5 mm

Drawings

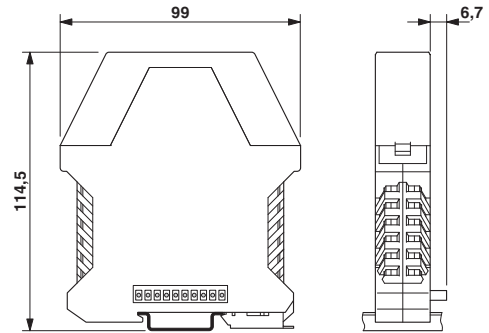
Electronic housing - ME 35 UT/FE BUS/5 GN - 2706771

Dimensioned drawing



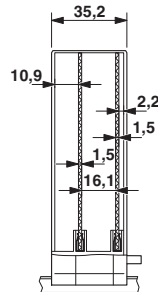
Dimensions of the electronics housing ME.../BUS 5 and ME.../BUS 10 with double-level upper part

Dimensioned drawing



Dimensions of the electronics housing ME.../BUS 5 and ME.../BUS 10 with triple-level upper part

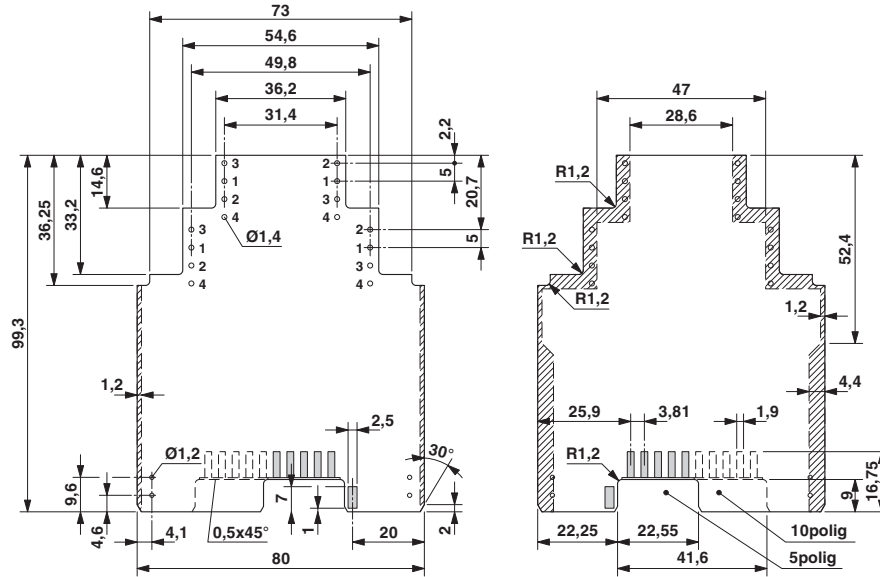
Dimensioned drawing



Internal housing dimensions, electronics housing ME 35 BUS...

Electronic housing - ME 35 UT/FE BUS/5 GN - 2706771

Dimensioned drawing



Dimensional drawing of the ME.../BUS5 and ME.../BUS10 printed circuit board if the double-level upper part is used