

**Miniature
25 Amps • 3PDT
Magnetic Latching
To MIL-PRF-6106
DC Suppressed Coils**

SPECIFICATIONS

GENERAL

Contact Arrangement 3PDT (3 Form C)
Magnetic Latching

Weight 3.0 oz approx.
Designed to meet the requirements of MIL-PRF-6106

PERFORMANCE

Contact Rating (Note 1):

Resistive 25 Amps @ 28 VDC or
115/208V 400 Hz
(Case Grounded)

Inductive 15 Amps @ 115/208V 400 Hz
(Case Grounded)
12 Amps @ 28 VDC
(Case Grounded)

Motor 10 Amps @ 28 VDC or
115/208V 400 Hz
(Case Grounded)

Lamp 5 Amps @ 28 VDC or
115/208V 400 Hz
(Case Grounded)

Life 50,000 operations minimum @ rated
resistive load, 125°C

Latch/Reset Power 500 mw approx.

Latch/Reset Time:

	DC Coil	AC Coil
	15 ms max	50 ms max
	Excluding bounce time at nominal coil voltage	

Contact Bounce Time 1 ms max
@ rated contact load, 28 VDC

Contact Voltage Drop:

Before Life 150 mv max @ 25 Amps
and 6 VDC

After Life 175 mv max @ 25 Amps
and 6 VDC

ENVIRONMENTAL

Temperature Range -70°C to +125°C

Vibration (Note 2) 0.12" DA 10 - 70 Hz
30 G's 70 - 3,000 Hz

Shock (Operating)(Note 2) 200 G's 6 ms

ELECTRICAL CHARACTERISTICS

Duty Cycle Continuous

Insulation Resistance 100 megohms
@ 500V 25°C

Dielectric Strength:

Sea Level:

Contact to Case 1,250 VRMS

Contact to Coil 1,250 VRMS

Coil to Case 1,000 VRMS

Across Open Contacts 1,250 VRMS

80,000 Feet:

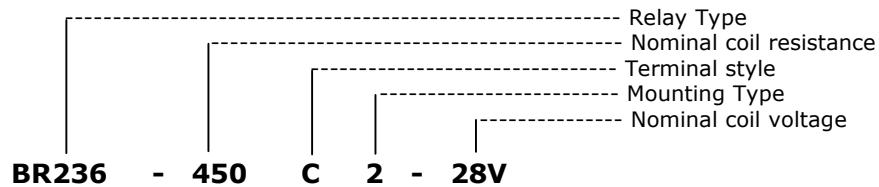
All Points 350 VRMS

Notes:

- For other ratings consult the factory.
- For applications requiring higher shock and vibration, consult the factory.
- AC coil line frequency 50 to 400 Hz.

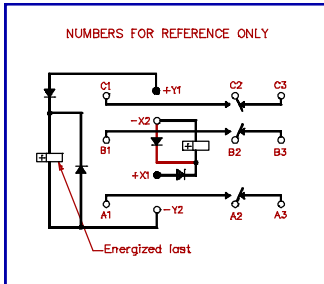
COIL DATA:

MODEL BR236D PART NUMBER	BR236D-28() ⁽¹⁾ -6V	BR236D-112() ⁽¹⁾ -12V	BR236D-450() ⁽¹⁾ -28V	BR236D-1500() ⁽¹⁾ -48V (Note 3)
NOMINAL COIL VOLTAGE	6 VDC	12 VDC	28 VDC	48 VDC
MAXIMUM COIL VOLTAGE	8 VDC	15 VDC	29 VDC	59 VDC
LATCH/RESET VOLTAGE (MAX @ +125°C)	4.5 VDC	9 VDC	18 VDC	36 VDC
LATCH/RESET VOLTAGE (MAX)	3 VDC	6 VDC	13 VDC	24 VDC
COIL RESISTANCE ± 10% @ 25°C	28 OHMS	112 OHMS	450 OHMS	1500 OHMS

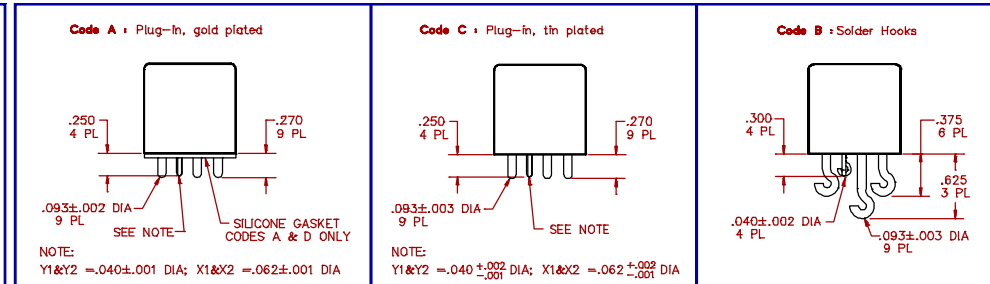


SCHEMATIC

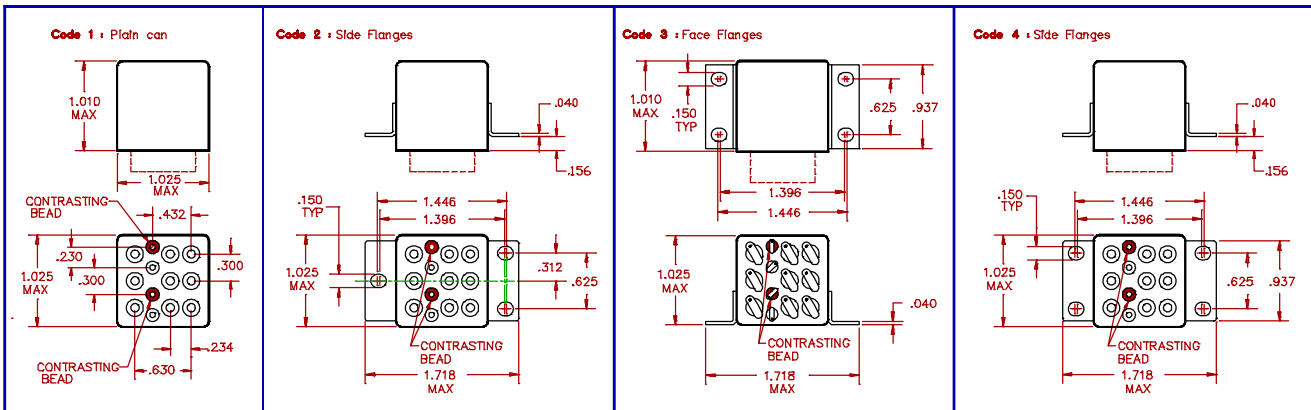
TERMINAL VIEW



TERMINAL STYLES



MOUNTING CODES



GENERAL NOTES

- Unless otherwise specified, all tests made at nominal coil voltages, @ 25°C.
- For special coil variations, switching configurations, terminals styles and mounting types, consult the factory.
- Unless otherwise specified, tolerances on decimal dimensions are ± .010".
- Specifications contained herein are subject to change without notice.