

FEATURES :

- 7PIN SIP Package
- High Efficiency up to 87%
- Unregulated Output Types
- Internal SMD Construction
- No External Component Required
- Industry Standard Pinout
- Operating Temperature:-40°C To +85°C
- Recognized By UL 60950-1

Specifications typical at TA=25°C, nominal input voltage and rated output current unless otherwise specified

Part Number	Output Voltage	Output Current	Efficiency
	Vdc	mA	%TYP
12D-XXS05N3W	5	600	82
12D-XXS09N3W	9	333	85
12D-XXS12N3W	12	250	85
12D-XXS15N3W	15	200	85
12D-XXD05N3W	±5	±300	82
12D-XXD09N3W	±9	±167	85
12D-XXD12N3W	±12	±125	82
12D-XXD15N3W	±15	±100	85

Note:

- 1."XX" Is Input Voltage: 05=5Vdc,12=12Vdc,15=15Vdc,24=24Vdc
2. The input voltage increases, there will be an increase in efficiency

Input Specifications

Parameters	Conditions	Min	Typ	Max	Units
Voltage Tolerance	Vo,Io Nom			±10	%
Filter	Capacitor				

Output Specifications

Parameters	Conditions	Min	Typ	Max	Units
Voltage Tolerance	100% full load			±5	%
Short Circuit Protection	Short Term			1	Sec
Line Regulation	For 1.0% OF Vin		1.2		%
Load Regulation	5V (10% To 100% F.L)			15	%
Load Regulation	9V,12V,15V (10% To 100% F.L)			10	%
Ripple & Noise	BW=DC To 20MHz			100	mVp-p
Transient response setting time	50% load step change		350		us



DC-DC Converter


12D-3W SERIES

3Watt

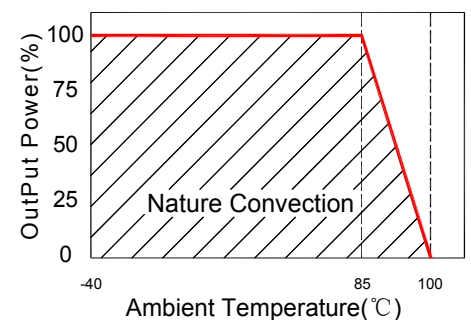
3KV Isolated

Single & Dual Output

SIP7



Temperature Derating Graph



www.yds.com.tw



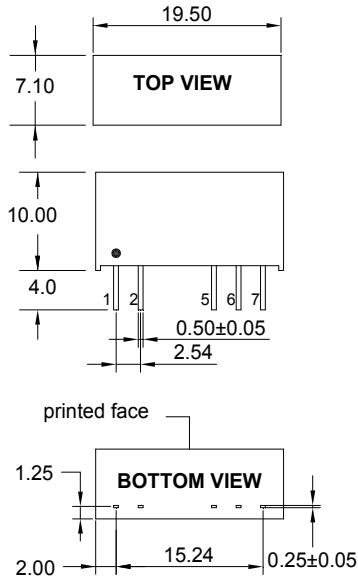
TEL : 886-6-3842899 FAX : 886-6-3843288
E-MAIL : ydsweb@yds.com.tw

Rev:2 2019/04/17

General Specifications

Parameters	Conditions	Min	Typ	Max	Units
Isolation Resistance	500Vdc	1000			MΩ
Switching Frequency	Full load, nominal input		60		KHz
Operating Temperature		-40		+85	°C
Humidity	Non Condensing			95	%
Cooling	Free air Convection				
Case material	DAP				
MTBF	MIL-HDBK-217F @25°C	3500000			Hours
Weight			2.7		g
Dimensions			19.5x7.1x10.0		mm

Markings and Dimensions

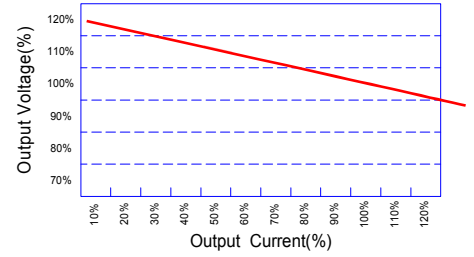


Unit:mm Unless otherwise specified, all tolerances are ±0.25

PIN Connection

PIN	1	2	5	6	7
Single	+Vin	-Vin	-Vout	No Pin	+Vout
Dual	+Vin	-Vin	-Vout	Common	+Vout

Tolerance Envelope Graph

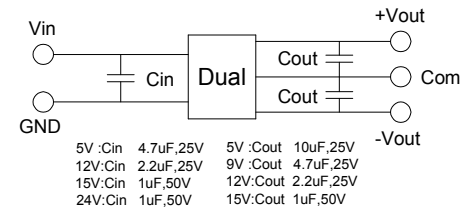
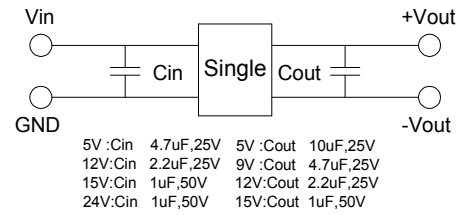


Part Number

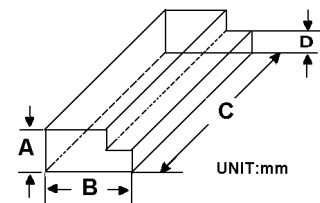
12D - 05 S 05 N 3W
A B C D E F

- A:Series
- B:Input Voltage
- C:Single(S)Dual(D)
- D:Output Voltage
- E:Unregulated(N)
- F:Output Power

Recommended Test Circuit



Packaging



Size (mm)			
A	B	C	D
9.50	16.50	52.2	5.00

