

Main Product Characteristics

$I_{F(AV)}$	1A
V_{RRM}	200~1000V
T_J	150 °C
$V_{F(Typ)}$	0.95V

■ Features

- Glass passivated die construction.
- Low forward voltage drop.
- High current capability.
- High surge current capability.
- Design for surface mount application.
- Plastic material-UL flammability 94V-0.

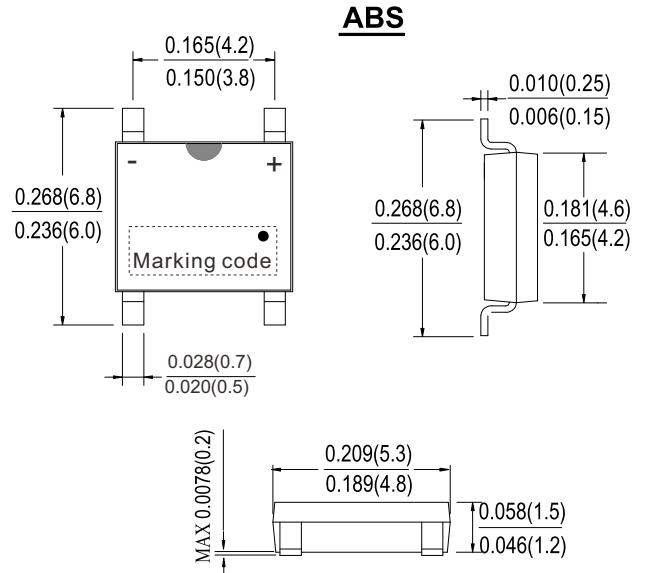
■ Mechanical data

- Case : SOPA-4, Molded plastic, ABS
- Terminals : plated leads solderable per MIL-STD-202, Method 208
- Polarity : as marked on case
- Mounting position: Any
- Marking: type number

■ Maximum ratings and electrical characteristics

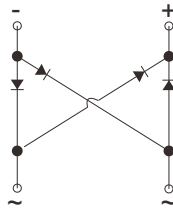
Rating at 25 °C ambient temperature unless otherwise specified. Single phase, half wave, 60Hz, resistive or inductive load.
For capacitive load, derate current by 20%.

■ Outline



Dimensions in inches and (millimeters)

■ Circuit Diagram



Parameter	Conditions	Symbol	Value	UNIT
Average rectified output current	$T_A = 50\text{ °C}$	I_o	1.0	A
Non-Repetitive Peak Forward surge current	8.3ms single half sine-wave superimposed on rate load (JEDEC method)	I_{FSM}	35	A
Peak Reverse Current At Rated DC Blocking Voltage	$T_A = 25\text{ °C}$	I_R	5	uA
	$T_A = 125\text{ °C}$		500	
Typical Thermal resistance per leg		R_{BJA}	62.5	°C/W
		R_{BJL}	25	
Storage temperature		T_{STG}	-55 to +150	°C
Operating Junction temperature		T_J	-55 to +150	°C

Symbol	Max. repetitive peak reverse voltage V_{RRM} (V)	Max. Working peak reverse voltage V_{RWM} (V)	Max. DC blocking voltage V_{DC} (V)	Max. RMS voltage V_{RMS} (V)	forward voltage per element @ $I_F=0.5A$ V_{FM} (V)
ABS102S-B	200	200	200	140	0.95
ABS104S-B	400	400	400	280	
ABS106S-B	600	600	600	420	
ABS108S-B	800	800	800	560	
ABS110S-B	1000	1000	1000	700	

■ Rating and characteristic curves

Fig. 1 Maximum Forward Current Derating Curve

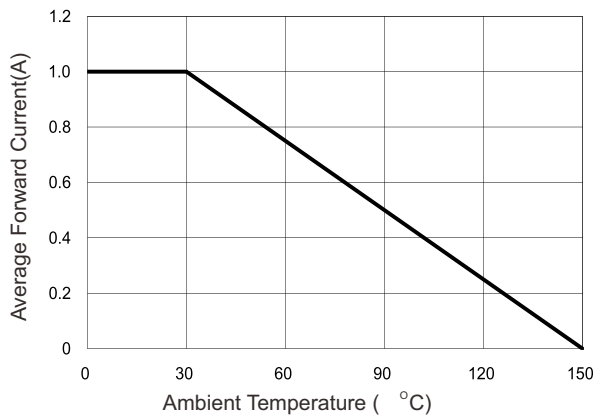


Fig. 2 Typical Forward Characteristics

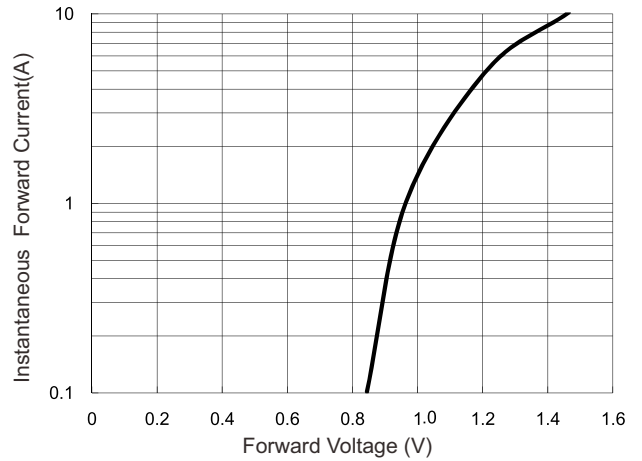


Fig. 3 Maximum Non-Repetitive Forward Surge Current

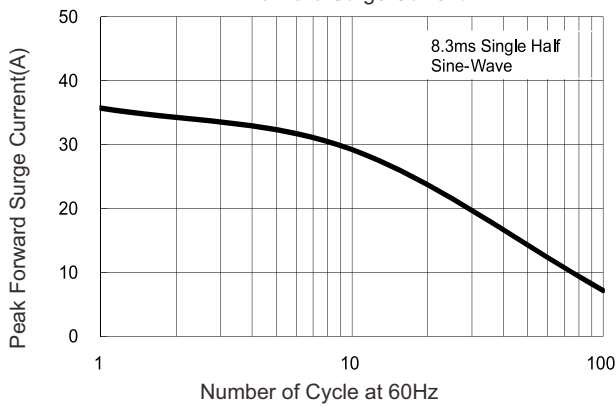
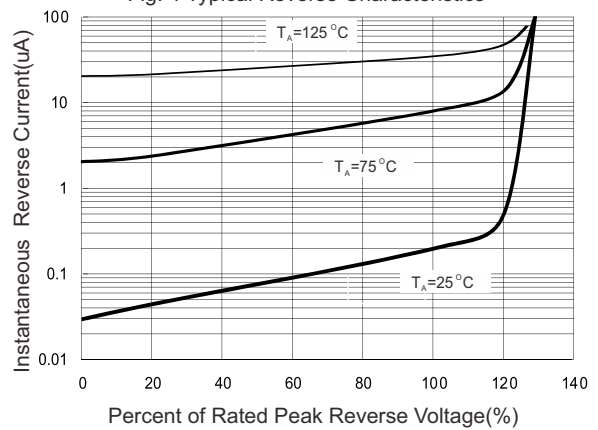
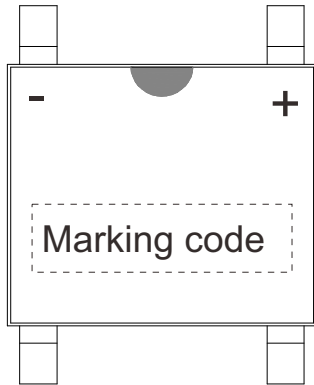


Fig. 4 Typical Reverse Characteristics



■ Marking Information



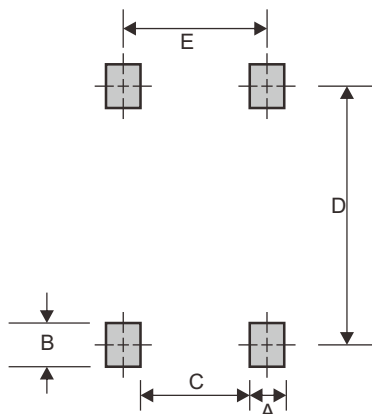
	Part number	Marking Code
Halogen	AB102S-B	ABS2
	AB104S-B	ABS4
	AB106S-B	ABS6
	AB108S-B	ABS8
	AB110S-B	ABS10
Halogen free	AB102SG-B	ABS2H
	AB104SG-B	ABS4H
	AB106SG-B	ABS6H
	AB108SG-B	ABS8H
	AB110SG-B	ABS10H

■ Ordering/Packing information

	Part number	Case	Q'TY/Reel (PCS)	Q'TY/Box (PCS)	Q'TY/Carton (PCS)
	AB102S-B	ABS	4,000	8,000	40,000
	AB102SG-B				

Notes : 1. For packaging details please reference our website at <http://www.citcorp.com.tw/tchinese/products/index.php>

■ ABS foot print



A	B	C	D	E
0.035 (0.90)	0.059 (1.50)	0.125 (3.20)	0.225 (5.72)	0.161 (4.10)

Dimensions in inches and (millimeters)

- CITC reserves the right to make changes to this document and its products and specifications at any time without notice.
- Customers should obtain and confirm the latest product information and specifications before final design, purchase or use.
- CITC makes no warranty, representation or guarantee regarding the suitability of its products for any particular purpose, nor does CITC assume any liability for application assistance or customer product design.
- CITC does not warrant or accept any liability with products which are purchased or used for any unintended or unauthorized application.
- No license is granted by implication or otherwise under any intellectual property rights of CITC.
- CITC products are not authorized for use as critical components in life support devices or systems without express written approval of CITC.