

# Customer Information Sheet

DRAWING No.: M50-311XX42

SHEET 2 OF 2

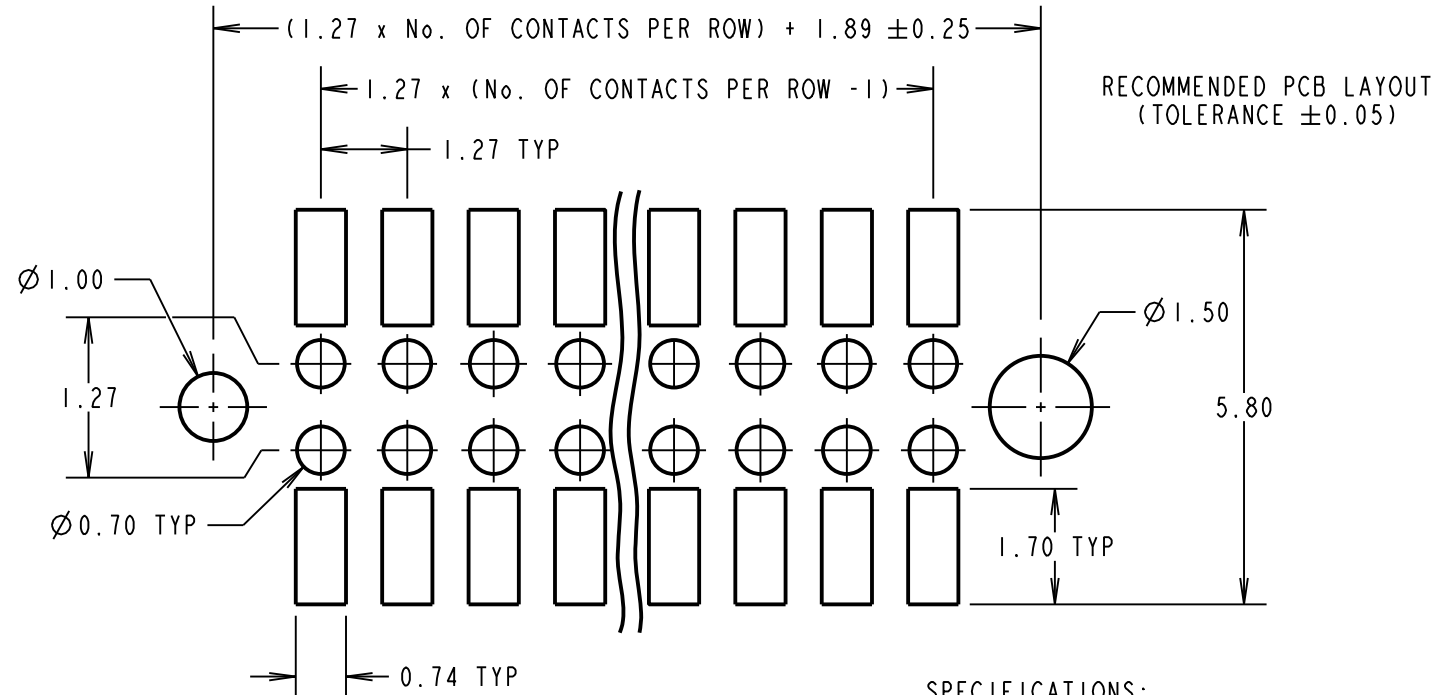
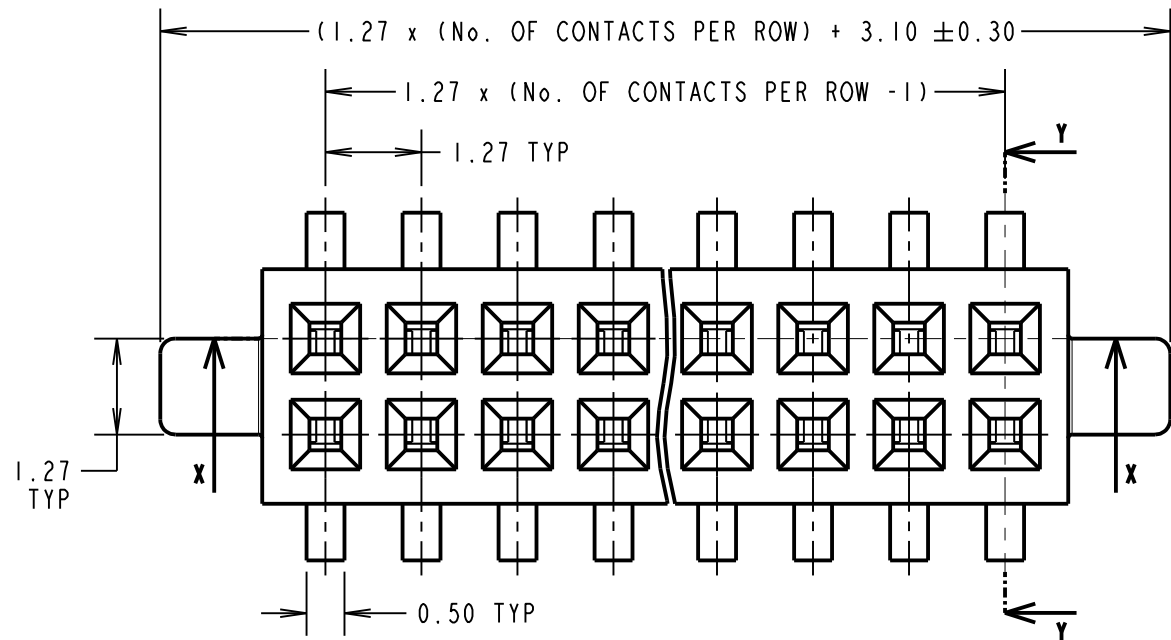
IF IN DOUBT - ASK

©

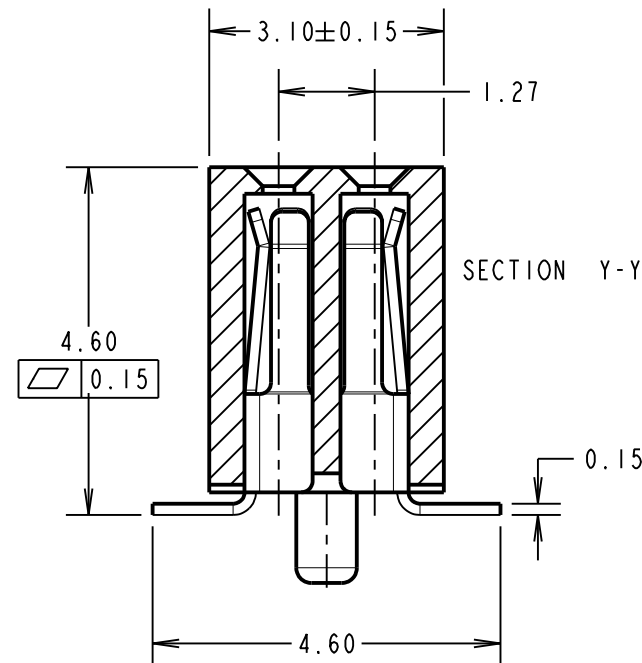
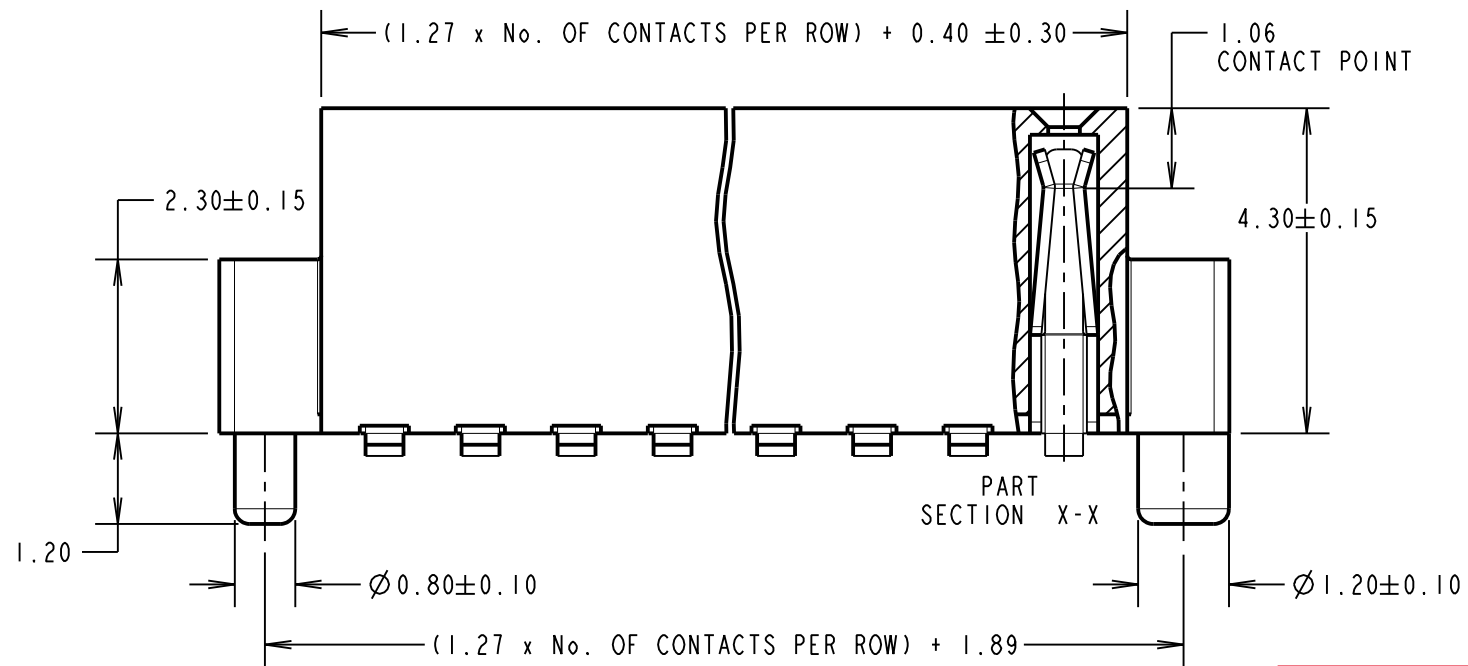
NOT TO SCALE

THIRD ANGLE PROJECTION

ALL DIMENSIONS IN mm



**SPECIFICATIONS:**  
**MATERIAL:**  
 MOULDING = PA9T, UL94V-0, BLACK  
 CONTACT = PHOSPHOR BRONZE  
**FINISH:**  
 CONTACT = NICKEL ALL OVER,  
 GOLD FLASH ON CONTACT AREA,  
 100% TIN ON TAILS  
**ELECTRICAL:**  
 CURRENT RATING = 1A  
 VOLTAGE PROOF = 500V AC FOR ONE MINUTE  
 CONTACT RESISTANCE =  $20\text{m}\Omega$  MAX INITIAL,  
 $30\text{m}\Omega$  MAX AFTER CONDITIONING  
 INSULATION RESISTANCE =  $1,000\text{M}\Omega$  MIN  
 VOLTAGE PROOF = 500V AC/DC  
**MECHANICAL:**  
 DURABILITY = 300 CYCLES MIN  
 INSERTION FORCE = 0.98N MAX PER CONTACT  
 WITHDRAWAL FORCE = 0.12N MIN PER CONTACT  
**ENVIRONMENTAL:**  
 OPERATING TEMPERATURE =  $-40^\circ\text{C}$  TO  $+105^\circ\text{C}$   
**PACKING:**  
 TUBE  
 FOR COMPLETE SPECIFICATION, SEE COMPONENT SPECIFICATION C029XX (LATEST ISSUE)



**OBSOLETE**  
 No. of contacts per row = 16 to 19, 21 to 24, 26 to 29, 31 to 50  
 Last Time Buy = 15th June 2018

ORDER CODE:  
**M50-311XX42**  
 No. OF CONTACTS PER ROW:  
**03 to 15, 20, 25, 30**  
 FINISH:  
 GOLD FLASH ON CONTACTS,  
 100 %TIN ON TAIL

**HARWIN**  
 www.harwin.com  
 technical@harwin.com

THIS DRAWING AND ANY INFORMATION OR DESCRIPTIVE MATTER SET OUT HEREON ARE CONFIDENTIAL AND COPYRIGHT PROPERTY OF THE HARWIN GROUP AND MUST NOT BE DISCLOSED, LOANED, COPIED OR USED FOR MANUFACTURING, TENDERING OR FOR ANY OTHER PURPOSE WITHOUT THEIR WRITTEN PERMISSION.

**TOLERANCES**  
 $X = \pm 1\text{mm}$   
 $X.X = \pm 0.50\text{mm}$   
 $X.XX = \pm 0.10\text{mm}$   
 $X.XXX = \pm 0.01\text{mm}$   
 ANGLES =  $\pm 5^\circ$   
 UNLESS STATED

**MATERIAL:**  
 SEE ABOVE  
**FINISH:**  
 SEE ABOVE  
**S/AREA:**  
 mm<sup>2</sup>

**TITLE:**  
 1.27mm PITCH DIL VERTICAL SMT SOCKET ASSY WITH POSTS  
**DRAWING NUMBER:**  
**M50-311XX42**  
 SHT 2 OF 2

SB	9	31.05.16	13323
NAME	ISS.	DATE	C/NOTE
APPROVED:		S.BENNETT	
CHECKED:		M.PERREN	
DRAWN:		S.BENNETT	
CUSTOMER REF.:			
ASSEMBLY DRG:			

**NOTES:**  
 1. ALL TOLERANCES ARE  $\pm 0.25$  UNLESS OTHERWISE STATED.